



NATIONAL WEEKLY INFLUENZA BULLETIN OF THE RUSSIAN FEDERATION

week 46 of 2020
(09.11.20 - 15.11.20)

Summary.

Influenza and ARI incidence data. Increase of influenza and other ARI activity in Russia in comparison with previous week. The nationwide ILI and ARI morbidity level (74.4 per 10 000 of population) was higher than national baseline (72.4) by 2.8%.

Etiology of ILI & ARI. Among 2463 investigated patients no influenza cases were detected (PCR).

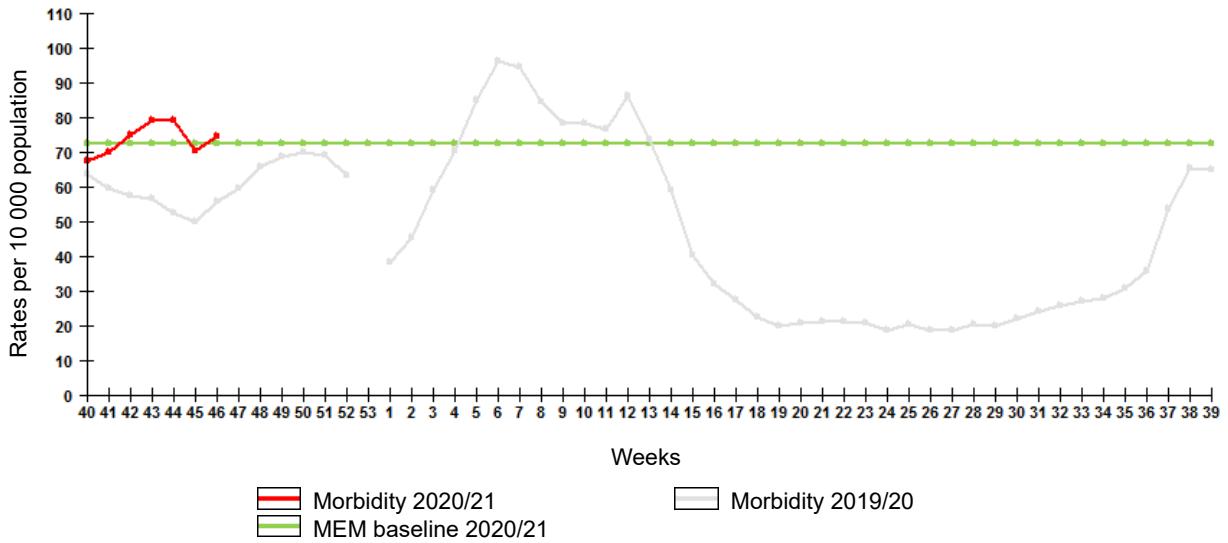
ARVI detections. The overall proportion of respiratory samples tested positive for other ARVI (PIV, ADV, RSV, RhV, CoV, MPV, BoV) was estimated in total as **7.3%** (PCR).

In sentinel surveillance system clinical samples from 64 SARI and 37 ILI/ARI patients were investigated by rRT-PCR, among them no influenza cases recognized. Among 50 SARI cases one (**2.0%**) case of ADV infection recognized. Among 29 ILI/ARI patients 8 (**27.6%**) cases were positive for ARVI, including one case of ADV and 7 RhV infection cases. 6 (**9.8%**) of 61 SARI and 8 (**4.2%**) of 192 ILI/ARI patients were positive for coronavirus SARS-CoV-2.

COVID-2019. Totally 2 015 608 cases and 34 850 deaths associated with COVID-2019 were registered in Russia including 23 610 cases and 463 deaths in last 24 hours (on 12:00 of 19.11.2020). According to the data obtained by NIC in Saint-Petersburg totally 20 088 clinical samples were PCR investigated in last week. Among them coronavirus SARS-CoV-2 detected in 4250 (**21.2%**) cases.

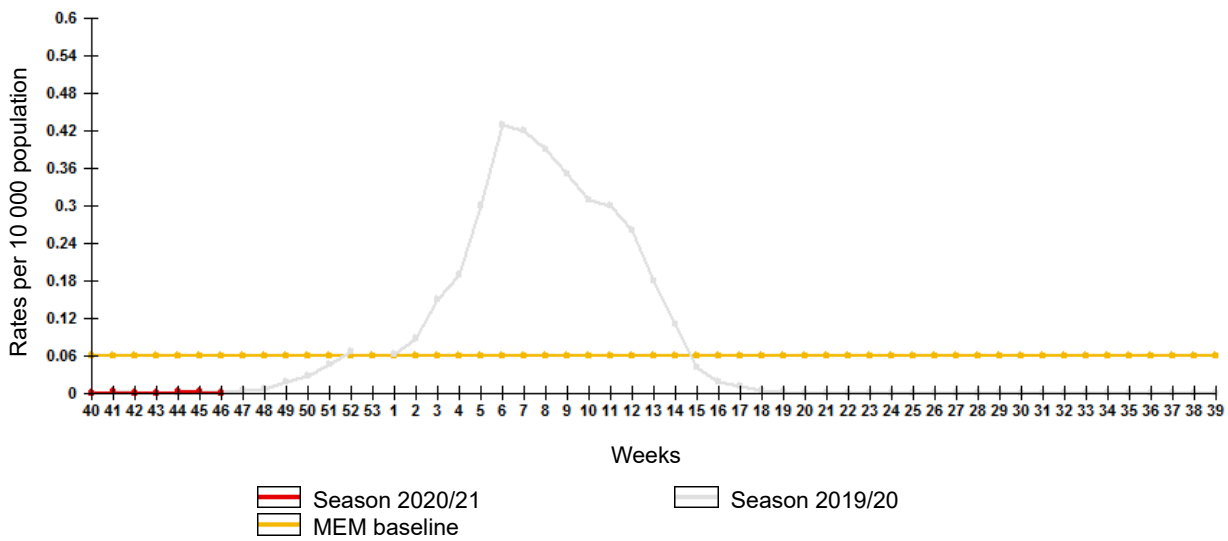
Influenza and ARI morbidity data

Fig. 1. Influenza and ARI morbidity in 61 cities under surveillance in Russia, seasons 2019/20 and 2020/21



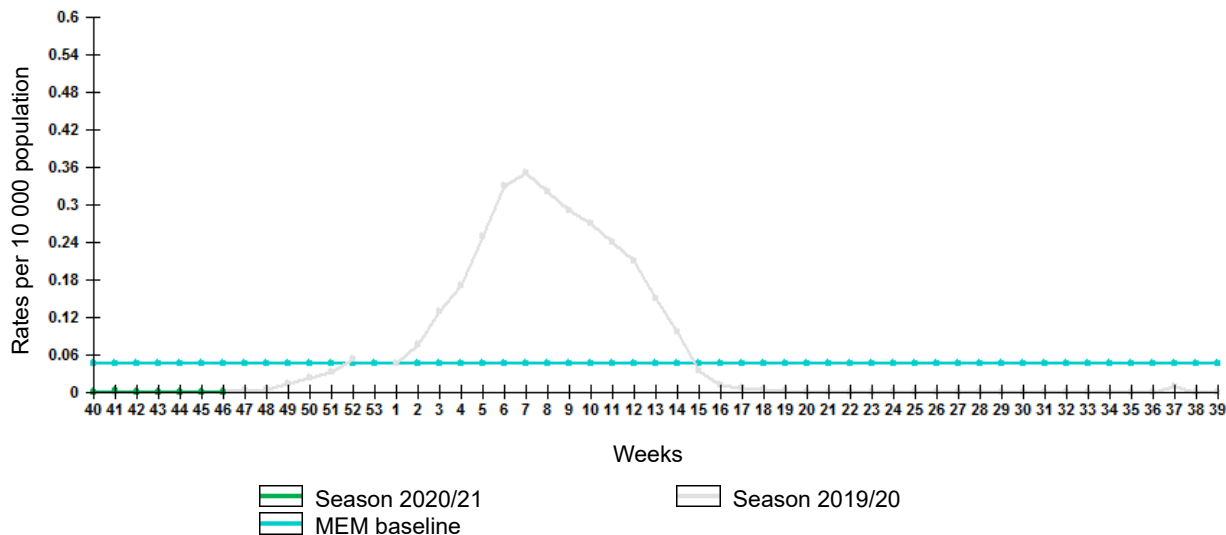
Epidemiological data showed increase of influenza and other ARI activity in Russia in comparison with previous week. The nationwide ILI and ARI morbidity level (74.4 per 10 000 of population) was higher than national baseline (72.4) by 2.8%.

Fig. 2. Comparative data on incidence rate of clinically diagnosed influenza, seasons 2019/20 and 2020/21



Incidence rate of clinically diagnosed influenza decreased comparing to previous week and amounted to 0.00055 per 10 000 of population, it was significantly lower than pre-epidemic MEM baseline (0.061).

Fig. 3. Comparison of hospitalization rate with clinical diagnosis of influenza, seasons 2019/20 and 2020/21



Hospitalization rate of clinically diagnosed influenza decreased comparing to previous week and amounted to 0.00018 per 10 000 of population, it was significantly lower than pre-epidemic MEM baseline (0.046).

Influenza and ARVI laboratory testing results

Cumulative results of influenza laboratory diagnosis by rRT-PCR were submitted by 44 RBLs and two WHO NICs. According to these data as a result of 2463 patients investigation no respiratory samples positive for influenza were detected by PCR.

Fig. 4. Geographic distribution of RT-PCR detected influenza viruses in cities under surveillance in Russia, week 46 of 2020



Fig. 5. Monitoring of influenza viruses detection by RT-PCR in Russia, season 2020/21

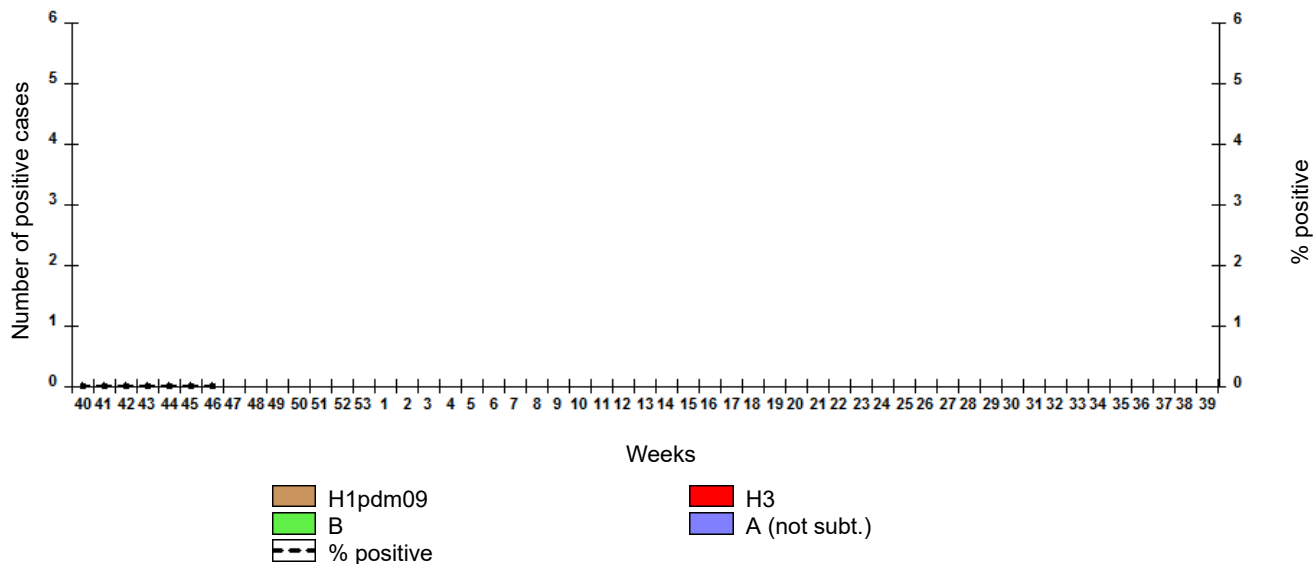
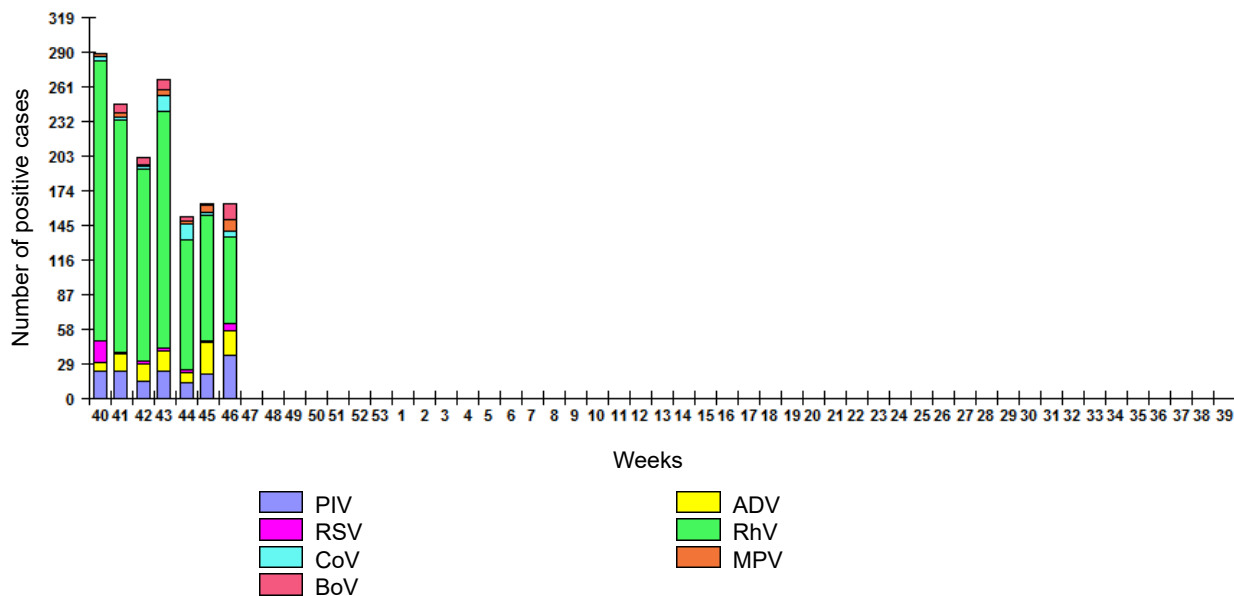


Fig. 6. Monitoring of ARVI detection by RT-PCR in Russia, season 2020/21



ARVI detections. The overall proportion of respiratory samples tested positive for other ARVI (PIV, ADV, RSV, RhV, CoV, MPV, BoV) estimated as **7.3%** of investigated samples by PCR.

Fig. 7. Monitoring of influenza viruses isolation in Russia, season 2020/21

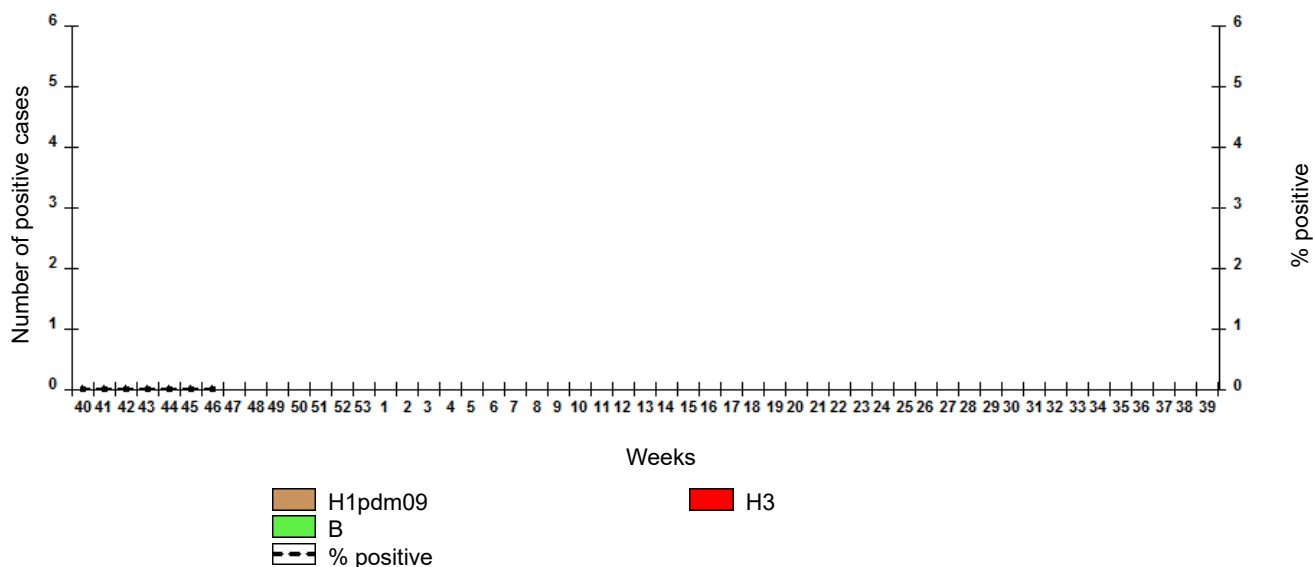
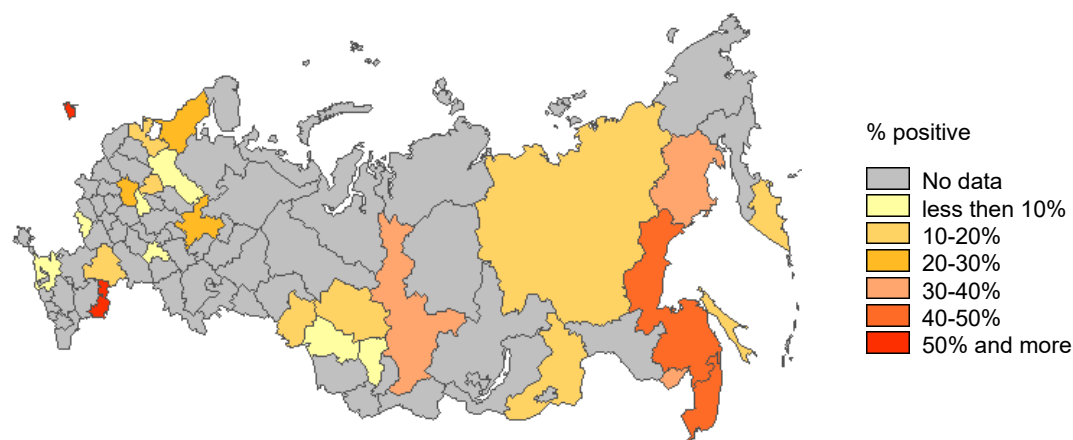


Table 1. Results of influenza and other ARVI detection by RT-PCR in Russia, week 46 of 2020

	Number of specimens / number of positive cases	% positive
<u>Influenza</u>		
Number of specimens tested for influenza	2463	-
Influenza A (not subt.)	0	0,0%
Influenza A(H1)pdm09	0	0,0%
Influenza A(H3)	0	0,0%
Influenza B	0	0,0%
All influenza	0	0,0%
<u>Other ARVI</u>		
Number of specimens tested for ARVI	2237	-
PIV	36	1,6%
ADV	21	0,9%
RSV	6	0,3%
RhV	72	3,2%
CoV	5	0,2%
MPV	10	0,4%
BoV	13	0,6%
All ARVI	163	7,3%
<u>SARS-CoV-2 (COVID-19)</u>		
Number of specimens tested for SARS-CoV-2	20088	-
SARS-CoV-2	4250	21,2%

Fig. 8. Results of PCR detections of SARS-CoV-2 in Russia



COVID-2019. Totally 2 015 608 cases and 34 850 deaths associated with COVID-2019 were registered in Russia including 23 610 cases and 463 deaths in last 24 hours (on 12:00 of 19.11.2020). According to the data obtained by NIC in Saint-Petersburg totally 20 088 clinical samples were PCR investigated in last week. Among them coronavirus SARS-CoV-2 detected in 4250 (21.2%) cases.

Table 2. Results of influenza viruses isolation in Russia, week 46 of 2020

	Number of specimens / number of viruses	% isolated viruses
Number of specimens	199	-
Influenza A(H1)pdm09	0	0,0%
Influenza A(H3)	0	0,0%
Influenza B	0	0,0%
All influenza	0	0,0%

Sentinel influenza surveillance

Clinical samples from 64 SARI patients were investigated by rRT-PCR for influenza, among them no influenza cases recognized. 50 SARI patients were investigated for ARVI by rRT-PCR, among them one (2.0%) case was positive for ADV infection. 6 (9.8%) of 61 SARI patients were positive for coronavirus SARS-CoV-2.

Clinical samples from 37 ILI/ARI patients were investigated for influenza and ARVI by rRT-PCR, among them no influenza cases recognized. 8 (27.6%) of 29 ILI/ARI cases were positive for ARVI, including one case of ADV and 7 RhV infection cases. 8 (4.2%) of 192 ILI/ARI patients were positive for SARS-CoV2.

Fig. 9. Monitoring of influenza viruses detection by RT-PCR among SARI patients in sentinel hospitals, season 2020/21

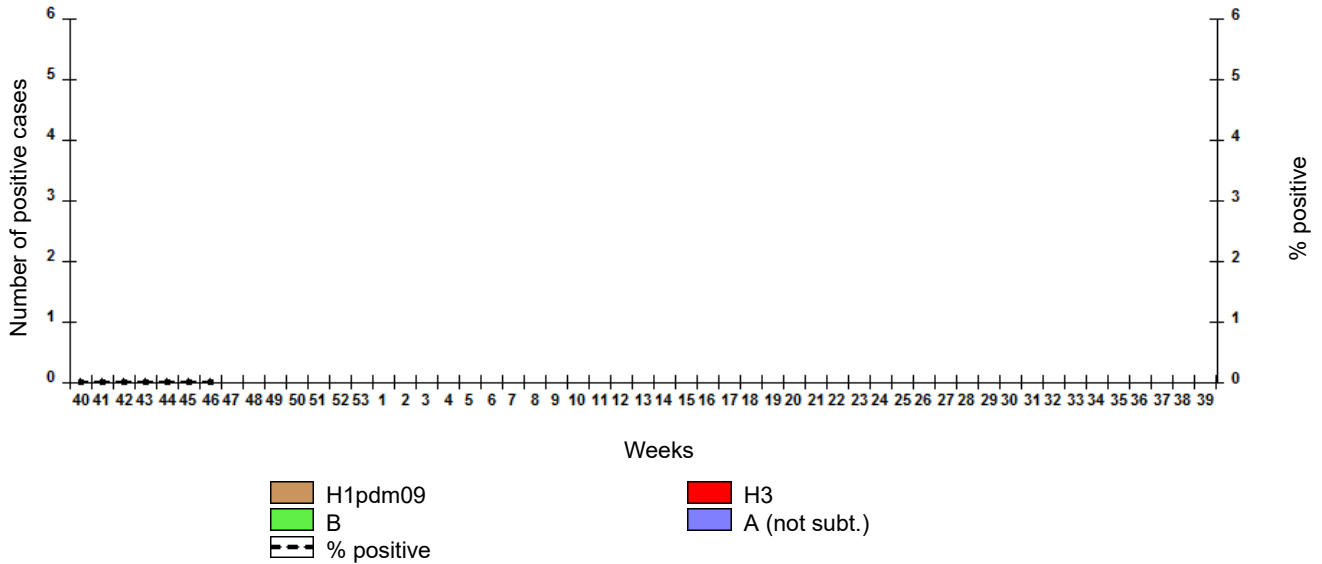


Fig. 10. Monitoring of influenza viruses detection by RT-PCR among ILI/ARI patients in sentinel polyclinics, season 2020/21

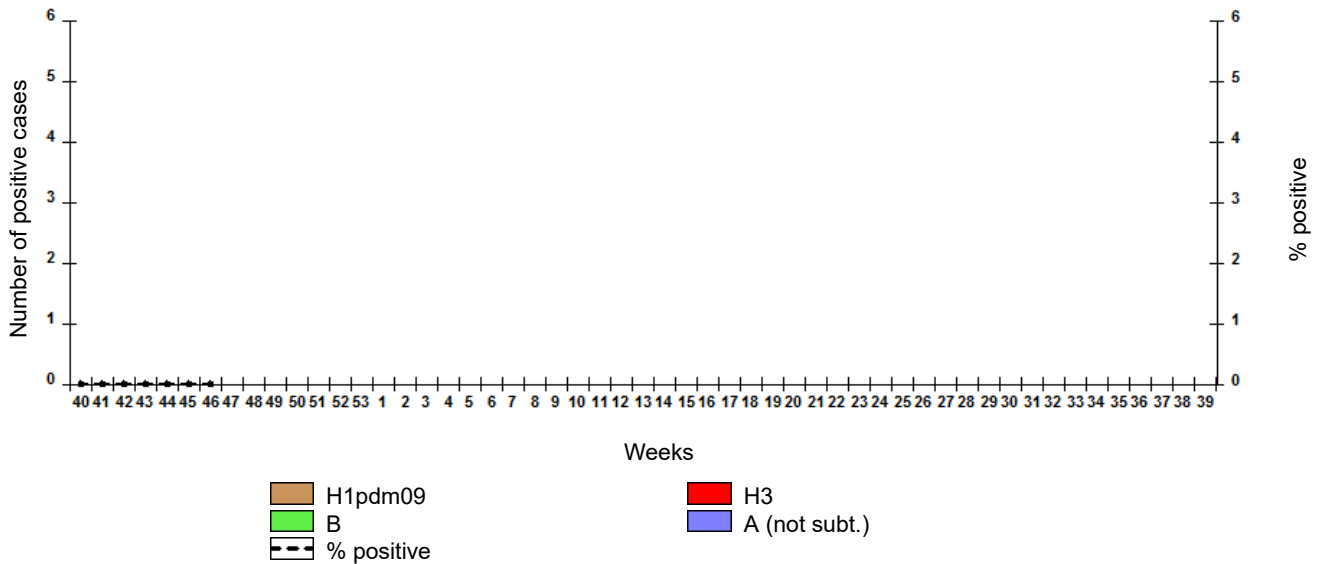


Fig. 11. Monitoring of ARVI detection by RT-PCR among SARI patients in sentinel hospitals, season 2020/21

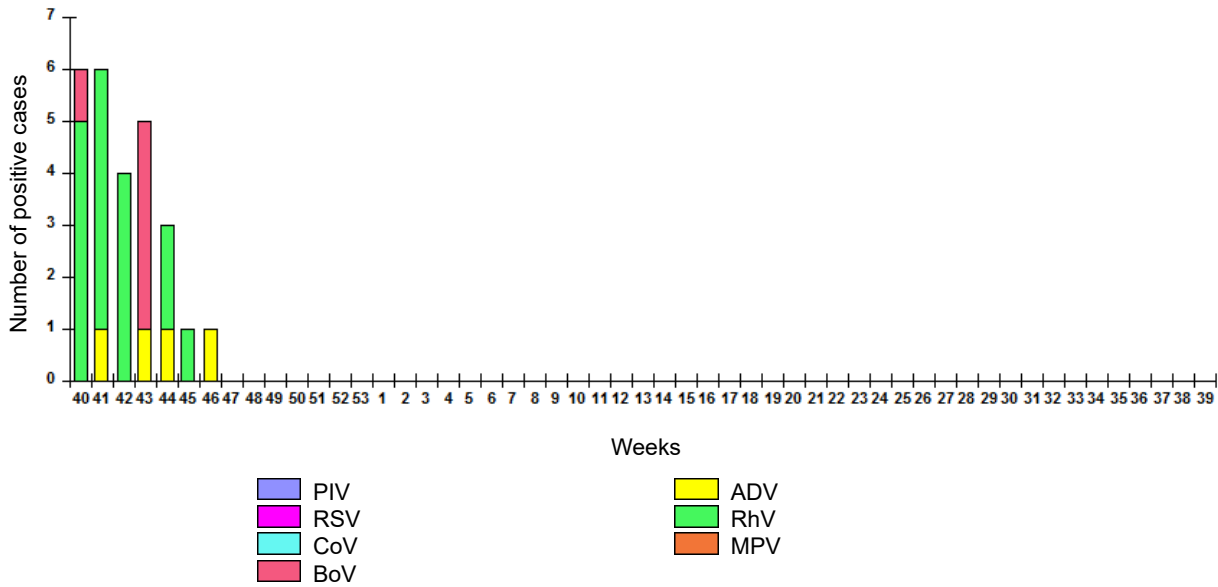


Fig. 12. Monitoring of ARVI detection by RT-PCR among ILI/ARI patients in sentinel polyclinics, season 2020/21

