

NATIONAL WEEKLY INFLUENZA BULLETIN OF THE RUSSIAN FEDERATION

week 47 of 2024 (18.11.24 - 24.11.24)

Summary.

Influenza and ARI incidence data. Influenza and other ARI activity in Russia increased in comparison with previous week. The nationwide ILI and ARI morbidity level (64.4 per 10 000 of population) was lower than national baseline (70.0) by 8.0%.

Etiology of ILI & ARI. Among 10211 patients investigation 17 (0.2%) respiratory samples were positive for influenza, including 8 cases of untyped influenza A in 4 cities, 2 cases of influenza A(H1N1)pdm09 in 2 cities, 1 case of influenza A(H3N2) in 1 city and 6 cases of influenza B in 3 cities.

No influenza viruses were isolated on MDCK cell culture. Since the beginning of the season 3 influenza viruses were isolated on MDCK cell culture in Saint-Petersburg, including: 1 virus A(H1N1)pdm09, 1 virus A(H3N2) and 1 virus B.

Antigenic characterization. Since the beginning of the season 3 influenza have been antigenically characterized by the NICs, including: 1 influenza A(H1N1)pdm09, 1 influenza A(H3N2) and 1 influenza B. A(H1N1)pdm09 strain to 1:8 homologous titer with serum to the reference strain A/Victoria/4897/22 recommended in the vaccines for the Northern Hemisphere countries for the 2024-2025 season, strain A(H3N2) interacted to 1:8 homologous titer with serum to vaccine strain A/Thailand/8/22, influenza B virus was similar to vaccine strain B/Austria/1359417/2021.

Genetic analysis. Since the beginning of the season 2023-2024, sequencing of 6 A(H1N1)pdm09 influenza isolates, 1779 influenza viruses and isolates from primary clinical materials from patients and 50 B influenza isolates were performed. According to phylogenetic analysis, 6 A(H1N1)pdm09 influenza isolates were assigned to genetic clade 6B.1A.5a.2a and similar to the vaccine strain A/Victoria/2570/2019, 1762 influenza A(H3N2) viruses were assigned to genetic clade 3C.2a1b.2a.2a.3a.1 and similar to the reference strain A/Thailand/08/2022, 16 viruses were assigned to genetic clade 2a.3b and similar to the reference virus A/Sydney/732/2022 and 1 strain - assigned to clade 3C.2a.1b.2a.2a.2a.3b and similar to the reference virus A/Sydney/732/2022. 50 B influenza isolates were assigned to genetic subclade V1A.3a.2 and similar to the vaccine strain B/Austria/1359417/2021. All viruses were sensitive to neuraminidase inhibitors (oseltamivir, zanamivir).

Susceptibility to antivirals. Since the beginning of the season 2023-2024, the sensitivity of 616 influenza viruses to neuraminidase inhibitors (oseltamivir, zanamivir) was studied in two NICs (Moscow, Saint-Petersburg), including 4 A(H1N1)pdm09 influenza viruses, 604 A(H3N2) influenza viruses and 8 influenza B virus. All studied viruses were sensitive to neuraminidase inhibitors, except for 2 strain of A(H3N2) isolated in Moscow, which showed reduced sensitivity to oseltamivir.

ARVI detections. The overall proportion of respiratory samples tested positive for other ARVI (PIV, ADV, RSV, RhV, CoV, MPV, BoV) was estimated in total as 14.7% (PCR).

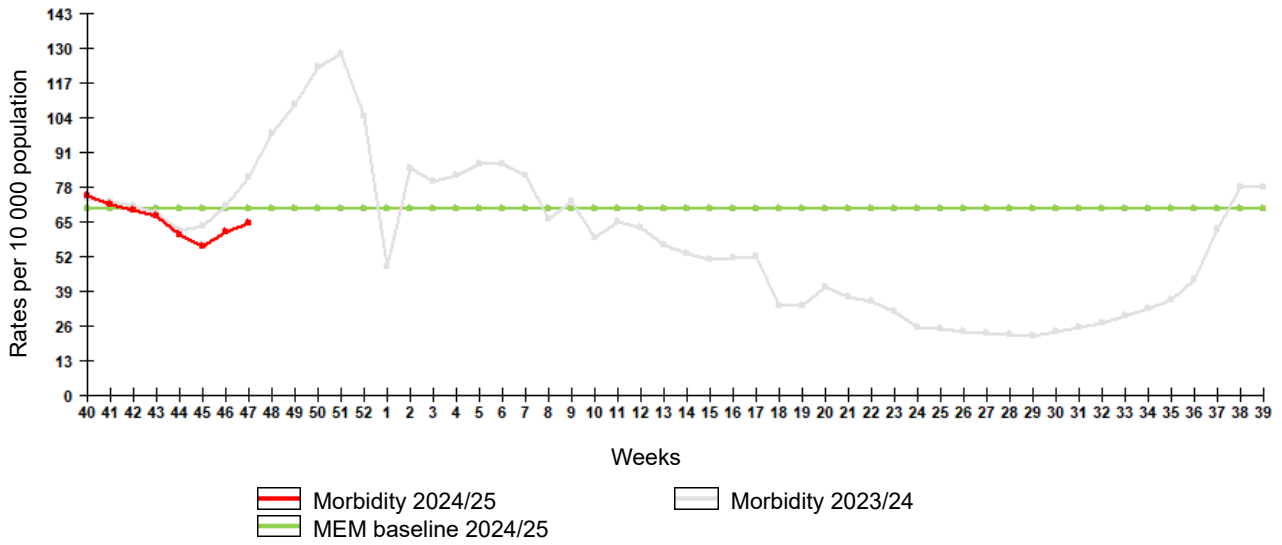
In sentinel surveillance system clinical samples from 14 SARI patients were investigated by rRT-PCR for influenza, among them no positive cases recognized. Among 14 SARI patients no positive cases of coronavirus SARS-CoV-2 recognized. Among 14 SARI samples 2 (14.3%) cases positive for ARVI were detected including: 1 case of PIV and 1 case of RhV infection.

Clinical samples from 43 ILI/ARI patients were investigated by rRT-PCR for influenza, among them no positive cases recognized. Among 19 ILI/ARI samples 3 (15.8%) cases positive for ARVI were detected including: 1 case of PIV and 2 cases of RhV infection. 4 (9.3%) of 43 ILI/ARI patients were positive for coronavirus SARS-CoV-2.

COVID-19. Totally 24 699 369 cases and 403 934 deaths associated with COVID-19 were registered in Russia including 28 958 cases and 49 deaths in week 47. According to the data obtained by NIC in Saint-Petersburg totally 13045 clinical samples were PCR investigated in last week. Among them coronavirus SARS-CoV-2 detected in 964 (7.4%) cases.

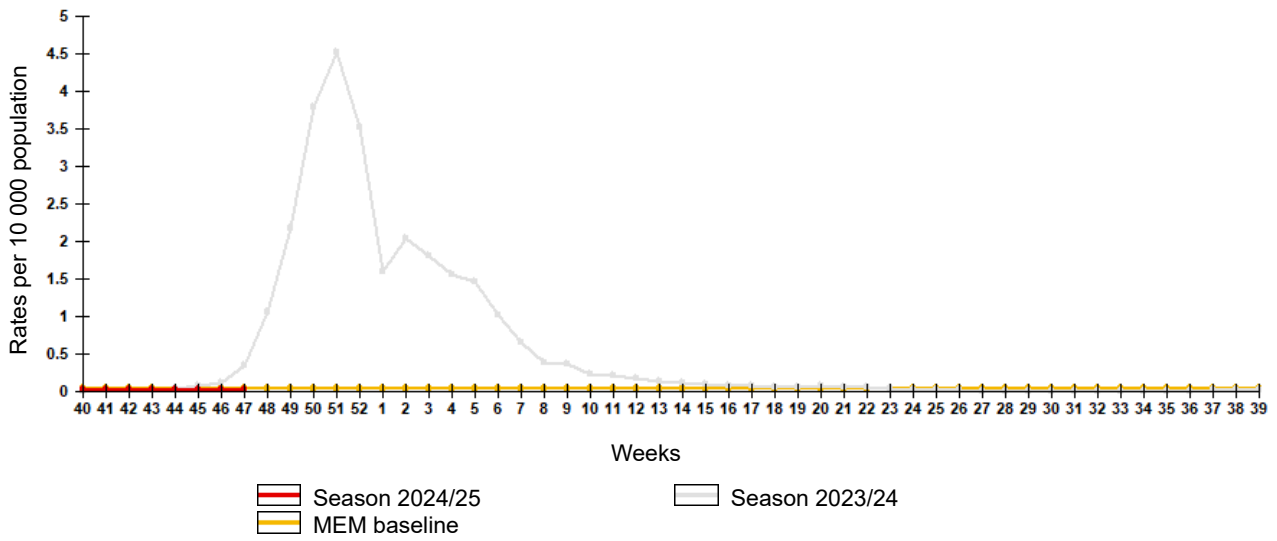
Influenza and ARI morbidity data

Fig. 1. Influenza and ARI morbidity in 61 cities under surveillance in Russia, seasons 2023/24 and 2024/25



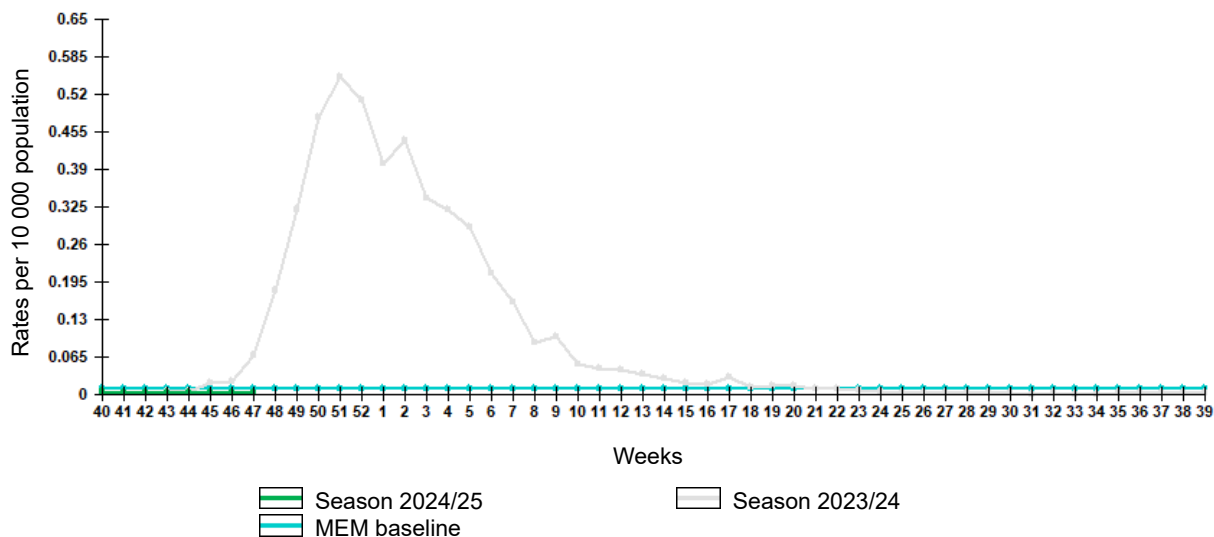
Epidemiological data increased of influenza and other ARI activity in Russia in comparison with previous week. The nationwide ILI and ARI morbidity level (64.4 per 10 000 of population) was lower than national baseline (70.0) by 8.0%.

Fig. 2. Comparative data on incidence rate of clinically diagnosed influenza, seasons 2023/24 and 2024/25



Incidence rate of clinically diagnosed influenza decreased comparing to previous week and amounted to 0.023 per 10 000 of population, it was lower than pre-epidemic MEM baseline (0.040).

Fig. 3. Comparison of hospitalization rate with clinical diagnosis of influenza, seasons 2023/24 and 2024/25



Hospitalization rate of clinically diagnosed influenza increased comparing to previous week and amounted to 0.0036 per 10 000 of population, it was lower than pre-epidemic MEM baseline (0.010).

Influenza and ARVI laboratory testing results

Cumulative results of influenza laboratory diagnosis by rRT-PCR were submitted by 46 RBLs and two WHO NICs. According to these data as a result of 10211 patients investigation 17 (0.2%) respiratory samples were positive for influenza, including 8 cases of untyped influenza A in 4 cities, 2 cases of influenza A(H1N1)pdm09 in 2 cities, 1 case of influenza A(H3N2) in 1 city and 6 cases of influenza B in 3 cities.

No influenza viruses were isolated on MDCK cell culture. Since the beginning of the season 3 influenza viruses were isolated on MDCK cell culture in Saint-Petersburg, including: 1 virus A(H1N1)pdm09, 1 virus A(H3N2) and 1 virus B.

Antigenic characterization. Since the beginning of the season 3 influenza have been antigenically characterized by the NICs, including: 1 influenza A(H1N1)pdm09, 1 influenza A(H3N2) and 1 influenza B. A(H1N1)pdm09 strain to 1:8 homologous titer with serum to the reference strain A/Victoria/4897/22 recommended in the vaccines for the Northern Hemisphere countries for the 2024-2025 season, strain A(H3N2) interacted to 1:8 homologous titer with serum to vaccine strain A/Thailand/8/22, influenza B virus was similar to vaccine strain B/Austria/1359417/2021.

Genetic analysis. Since the beginning of the season 2023-2024, sequencing of 6 A(H1N1)pdm09 influenza isolates, 1779 influenza viruses and isolates from primary clinical materials from patients and 50 B influenza isolates were performed. According to phylogenetic analysis, 6 A(H1N1)pdm09 influenza isolates were assigned to genetic clade 6B.1A.5a.2a and similar to the vaccine strain A/Victoria/2570/2019, 1762 influenza A(H3N2) viruses were assigned to genetic clade 3C.2a1b.2a.2a.3a.1 and similar to the reference strain A/Thailand/08/2022, 16 viruses were assigned to genetic clade 2a.3b and similar to the reference virus A/Sydney/732/2022 and 1 strain - assigned to clade 3C.2a.1b.2a.2a.2a.3b and similar to the reference virus A/Sydney/732/2022. 50 B influenza isolates were assigned to genetic subclade V1A.3a.2 and similar to the vaccine strain B/Austria/1359417/2021. All viruses were sensitive to neuraminidase inhibitors (oseltamivir, zanamivir).

Susceptibility to antivirals. Since the beginning of the season 2023-2024, the sensitivity of 616 influenza viruses to neuraminidase inhibitors (oseltamivir, zanamivir) was studied in two NICs (Moscow, Saint-Petersburg), including 4 A(H1N1)pdm09 influenza viruses, 604 A(H3N2) influenza viruses and 8 influenza B virus. All studied viruses were sensitive to neuraminidase inhibitors, except for 2 strain of A(H3N2) isolated in Moscow, which showed reduced sensitivity to oseltamivir.

Fig. 4. Geographic distribution of RT-PCR detected influenza viruses in cities under surveillance in Russia, week 47 of 2024

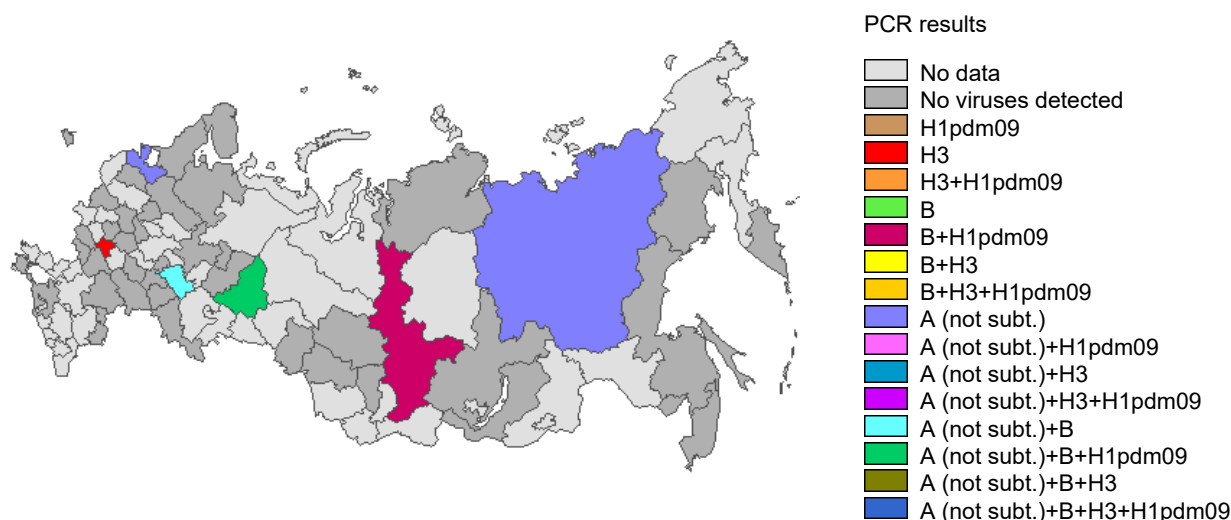


Fig. 5. Monitoring of influenza viruses detection by RT-PCR in Russia, season 2024/25

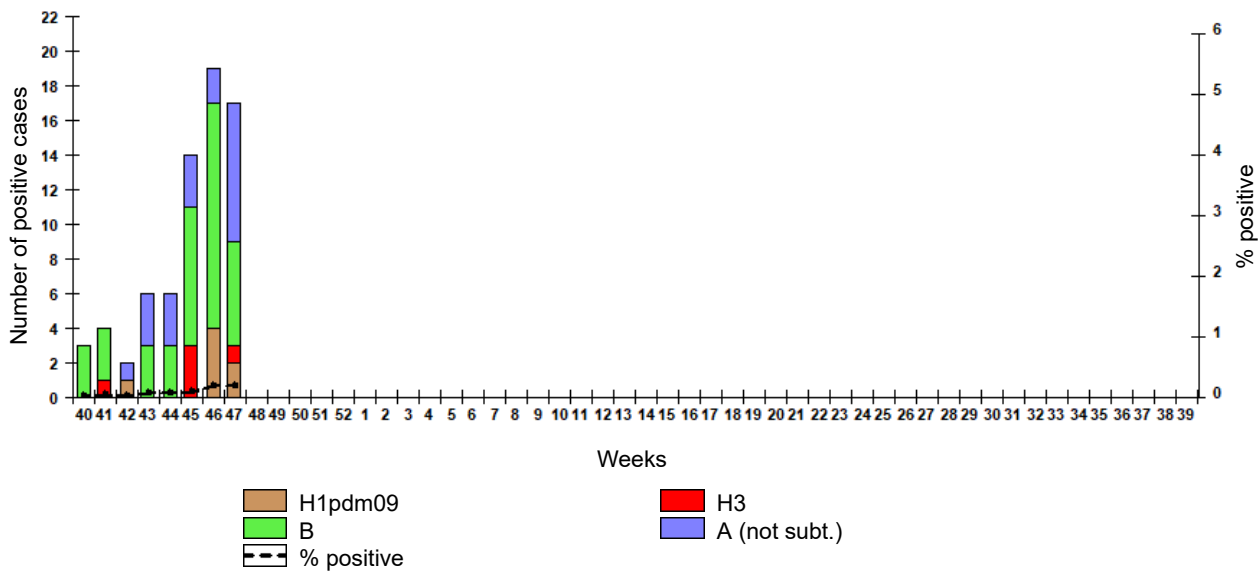
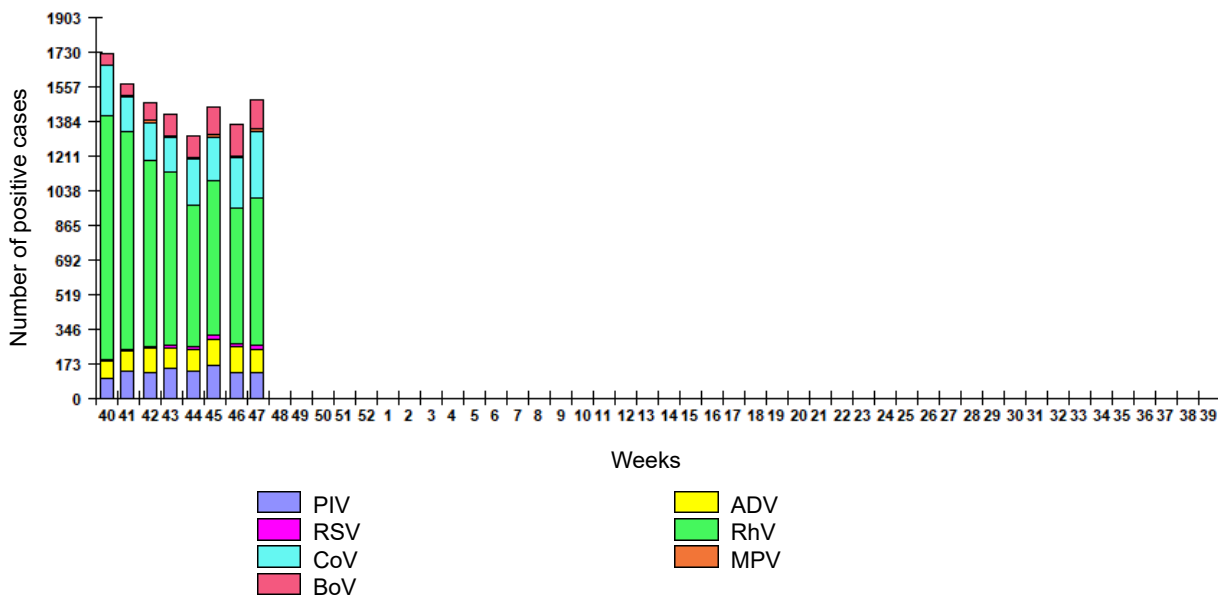


Fig. 6. Monitoring of ARVI detection by RT-PCR in Russia, season 2024/25



ARVI detections. The overall proportion of respiratory samples tested positive for other ARVI (PIV, ADV, RSV, RhV, CoV, MPV, BoV) estimated as **14.7%** of investigated samples by PCR.

Fig. 7. Monitoring of influenza viruses isolation in Russia, season 2024/25

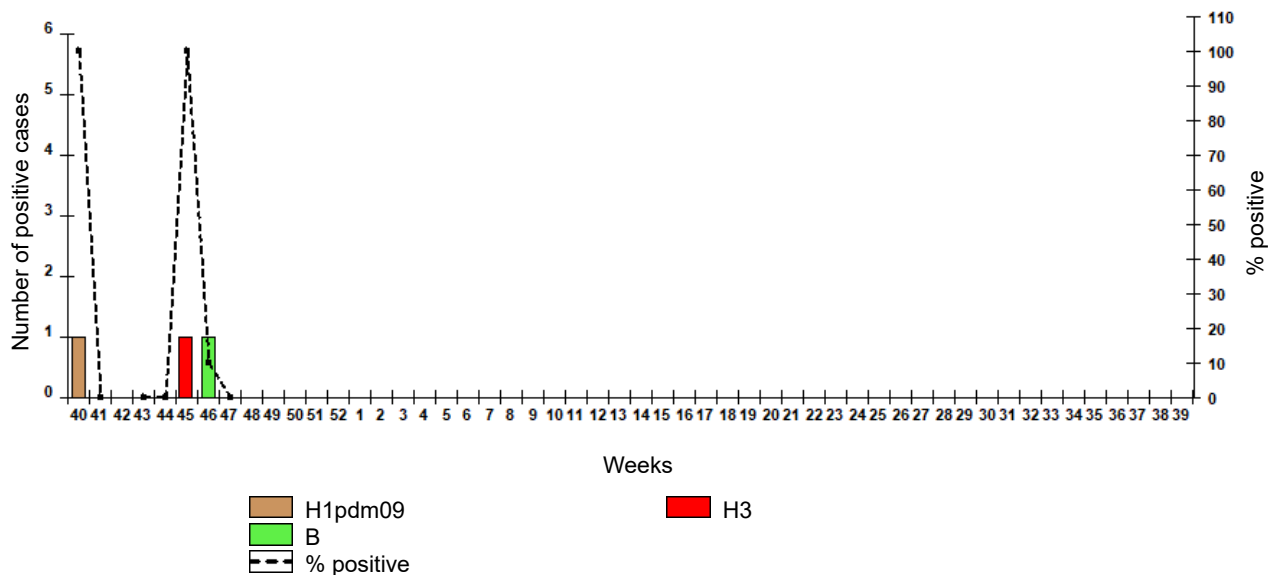


Table 1. Results of influenza and other ARVI detection by RT-PCR in Russia, week 47 of 2024

	Number of specimens / number of positive cases	% positive
<u>Influenza</u>		
Number of specimens tested for influenza	10211	-
Influenza A (not subt.)	8	0,08%
Influenza A(H1)pdm09	2	0,02%
Influenza A(H3)	1	0,010%
Influenza B	6	0,06%
All influenza	17	0,2%
<u>Other ARVI</u>		
Number of specimens tested for ARVI	10105	-
PIV	131	1,3%
ADV	114	1,1%
RSV	22	0,2%
RhV	734	7,3%
CoV	329	3,3%
MPV	14	0,1%
BoV	146	1,4%
All ARVI	1490	14,7%
<u>SARS-CoV-2 (COVID-19)</u>		
Number of specimens tested for SARS-CoV-2	13045	-
SARS-CoV-2	964	7,4%

Fig. 8. Results of PCR detections of SARS-CoV-2 in Russia



COVID-19. Totally 24 699 369 cases and 403 934 deaths associated with COVID-19 were registered in Russia including 28 958 cases and 49 deaths in week 47. According to the data obtained by NIC in Saint-Petersburg totally 13045 clinical samples were PCR investigated in last week. Among them coronavirus SARS-CoV-2 detected in 964 (7.4%) cases.

Table 2. Results of influenza viruses isolation in Russia, week 47 of 2024

	Number of specimens / number of viruses	% isolated viruses
Number of specimens	23	-
Influenza A(H1)pdm09	0	0,0%
Influenza A(H3)	0	0,0%
Influenza B	0	0,0%
All influenza	0	0,0%

Sentinel influenza surveillance

Clinical samples from 14 SARI patients were investigated by rRT-PCR for influenza, among them no positive cases recognized. Among 14 SARI patients no positive cases of coronavirus SARS-CoV-2 recognized. Among 14 SARI samples 2 (14.3%) cases positive for ARVI were detected including: 1 case of PIV and 1 case of RhV infection.

Clinical samples from 43 ILI/ARI patients were investigated by rRT-PCR for influenza, among them no positive cases recognized. Among 19 ILI/ARI samples 3 (15.8%) cases positive for ARVI were detected including: 1 case of PIV and 2 cases of RhV infection. 4 (9.3%) of 43 ILI/ARI patients were positive for coronavirus SARS-CoV-2.

Fig. 9. Monitoring of influenza viruses detection by RT-PCR among SARI patients in sentinel hospitals, season 2024/25

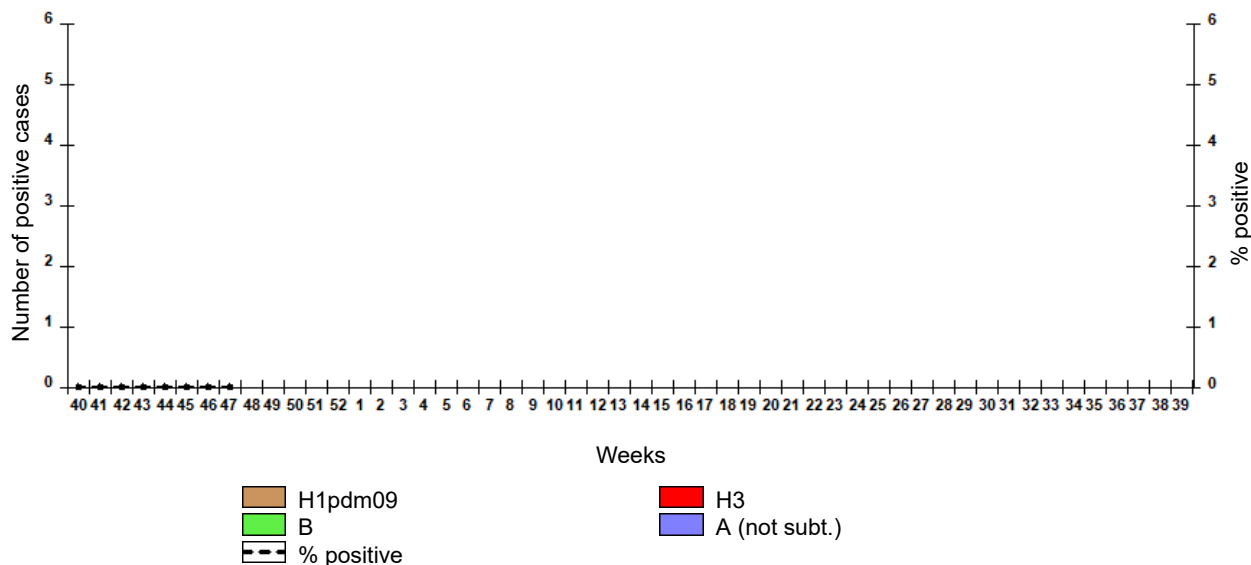


Fig. 10. Monitoring of influenza viruses detection by RT-PCR among ILI/ARI patients in sentinel polyclinics, season 2024/25

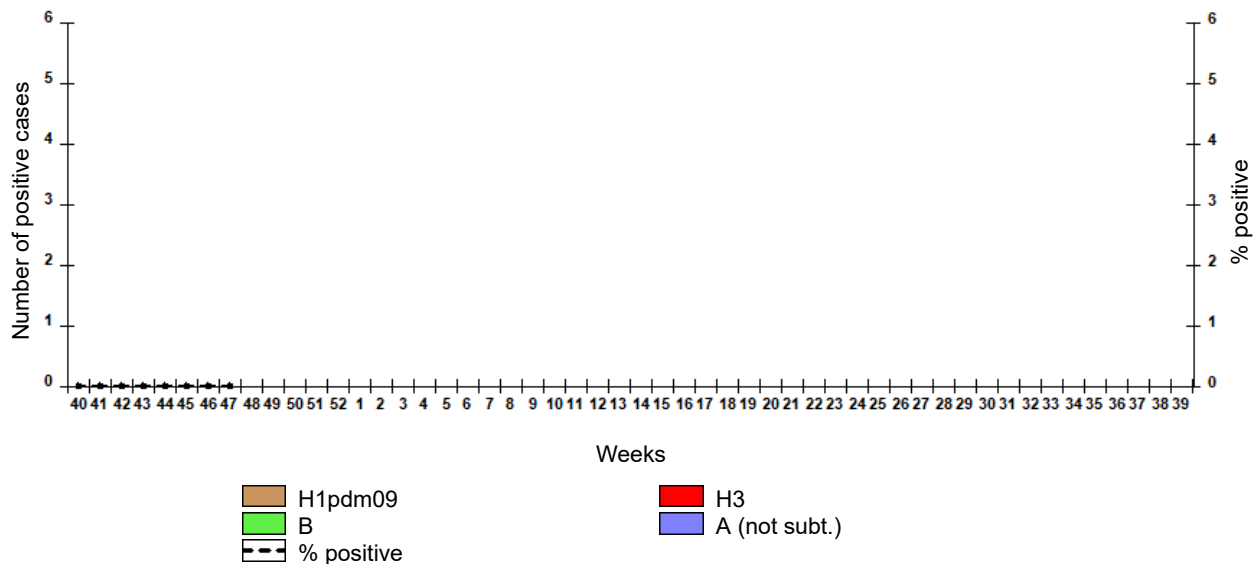


Fig. 11. Monitoring of ARVI detection by RT-PCR among SARI patients in sentinel hospitals, season 2024/25

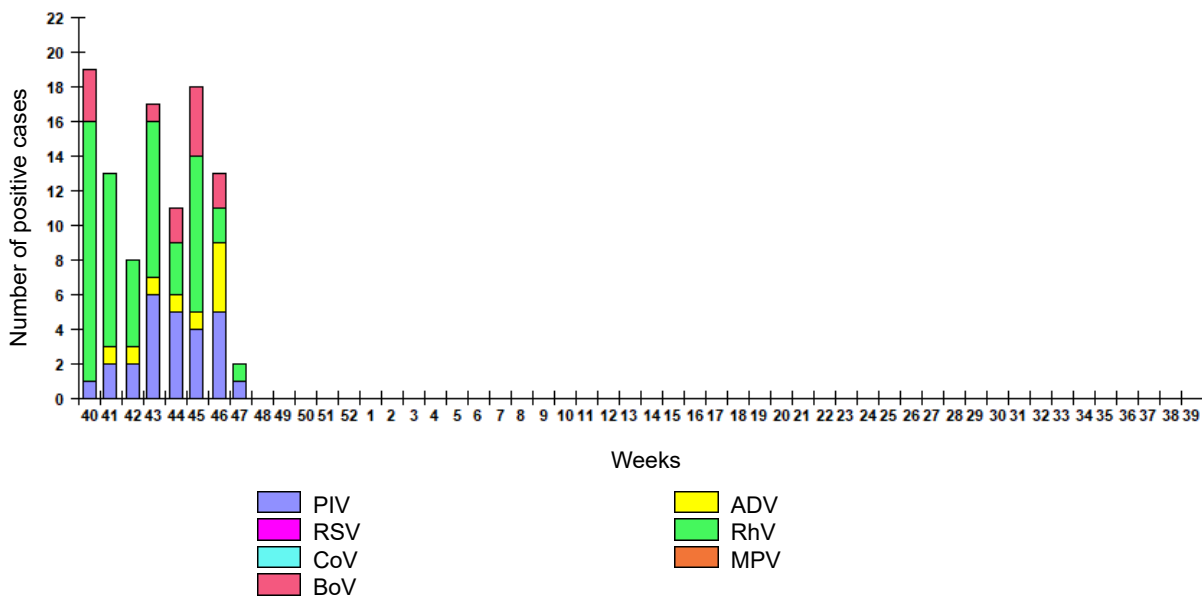


Fig. 12. Monitoring of ARVI detection by RT-PCR among ILI/ARI patients in sentinel polyclinics, season 2024/25

