

NATIONAL WEEKLY INFLUENZA BULLETIN OF THE RUSSIAN FEDERATION

week 13 of 2026 (23.03.26 - 29.03.26)

Summary.

Influenza and ARI incidence data. Influenza and other ARI activity in Russia decreased in comparison with previous week. The nationwide ILI and ARI morbidity level (58.4 per 10 000 of population) was lower than national baseline (82.9) by 29.6%.

Etiology of ILI & ARI. Among 7953 patients investigation 113 (1.4%) respiratory samples were positive for influenza, including 14 cases of unsubtype influenza A in 2 cities, 35 cases of influenza A(H1N1)pdm09 in 13 cities, 37 cases of influenza A(H3N2) in 18 cities and 27 cases of influenza B in 10 cities.

27 influenza viruses were isolated on MDCK cell culture, including: 12 influenza A(H1N1)pdm09 viruses in Saint-Petersburg, 14 cases of influenza A(H3N2) viruses in Vladimir (1), Vologda (6), Krasnoyarsk (1), Moscow (1), Murmansk (1), Saint-Petersburg (3), Tula (1) and 1 case of influenza B in Novosibirsk. Since the beginning of the season 959 influenza viruses, including: 47 A(H1N1)pdm09 viruses, 906 A(H3N2) viruses and 6 influenza B viruses.

Antigenic characterization. Since the beginning of the season 2025-2026 516 influenza have been antigenically characterized by the NICs in Saint-Petersburg and Moscow, including: 30 influenza A(H1N1)pdm09 viruses and 486 influenza A(H3N2) viruses. 12 viruses A(H1N1)pdm09 were similar to the reference strains A/Victoria/4897/22 recommended in the vaccines for the Northern Hemisphere countries for the 2025-2026 season, 18 strains were a drift variant. 9 influenza A(H3N2) viruses were similar to the reference strain A/Croatia/10136RV/23, also recommended in vaccines for countries in the Northern Hemisphere for the 2025-2026 season, 465 A(H3N2) viruses were a drift variant, 11 viruses A(H3N2) were similar to the reference strain A/Thailand/8/2022, 1 strain was a drift variant of the reference strain A/Thailand/8/2022.

Genetic characterization. Since the beginning of the season 2025-2026 sequenced 1753 influenza viruses in Saint-Petersburg. 1722 influenza A(H3N2) viruses were similar to the vaccine strain A/Croatia/10136RV/2023, of which 1666 viruses belong to clade 3C.2a1b.2a.2a.3a.1 subclade K, 56 viruses belong to clade 3C.2a1b.2a.2a.3a.1. 27 A(H1N1)pdm09 viruses were similar to the vaccine strain A/Victoria/4897/2022 and were classified as clade 6B.1A.5a.2a.1, one strain was related to the reference strain A/Sydney/5/2021 and assigned to clade 6B.1A.5a.2a. 3 strain B viruses were similar to the vaccine strain B/Austria/1359417/2021 and were classified as clade V1A.3a.2.

Susceptibility to antivirals. Since the beginning of the season 2025-2026, the sensitivity of 420 A(H3N2) influenza viruses to neuraminidase inhibitors (oseltamivir, zanamivir) were studied in NIC (Moscow, Saint-Petersburg), including: 22 influenza A(H1N1)pdm09 viruses, 397 cases of influenza A(H3N2) and 1 case of influenza B. All studied viruses were sensitive to neuraminidase inhibitors.

ARVI detections. The overall proportion of respiratory samples tested positive for other ARVI (PIV, ADV, RSV, RhV, CoV, MPV, BoV) was estimated in total as **25.0%** (PCR).

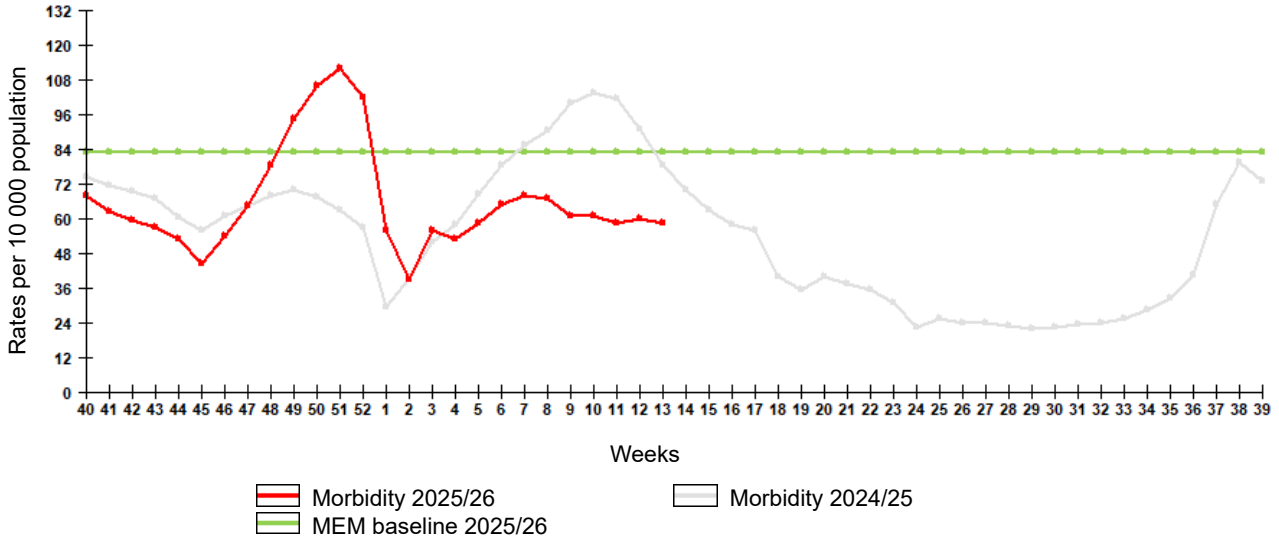
In sentinel surveillance system clinical samples from 12 SARI patient were investigated by rRT-PCR for influenza, among them no positive cases were recognized. Among 12 SARI samples no positive cases for coronavirus SARS-CoV-2 were recognized. Among 12 SARI samples 4 (33.3%) cases positive for ARVI were detected, including: 2 cases of RSV, 1 case of RhV and 1 case of CoV infection.

Clinical samples from 18 ILI/ARI patient were investigated by rRT-PCR for influenza, among them no positive cases were recognized. Among 18 ILI/ARI samples 2 (11.1%) cases positive for ARVI were detected, including: 1 case of RhV and 1 case of CoV infection. Among 18 ILI/ARI samples no positive cases for coronavirus SARS-CoV-2 were recognized.

COVID-19. According to the data obtained by NIC in Saint-Petersburg totally 10614 clinical samples were PCR investigated in last week. Among them coronavirus SARS-CoV-2 was detected in 88 (**0.8%**) cases.

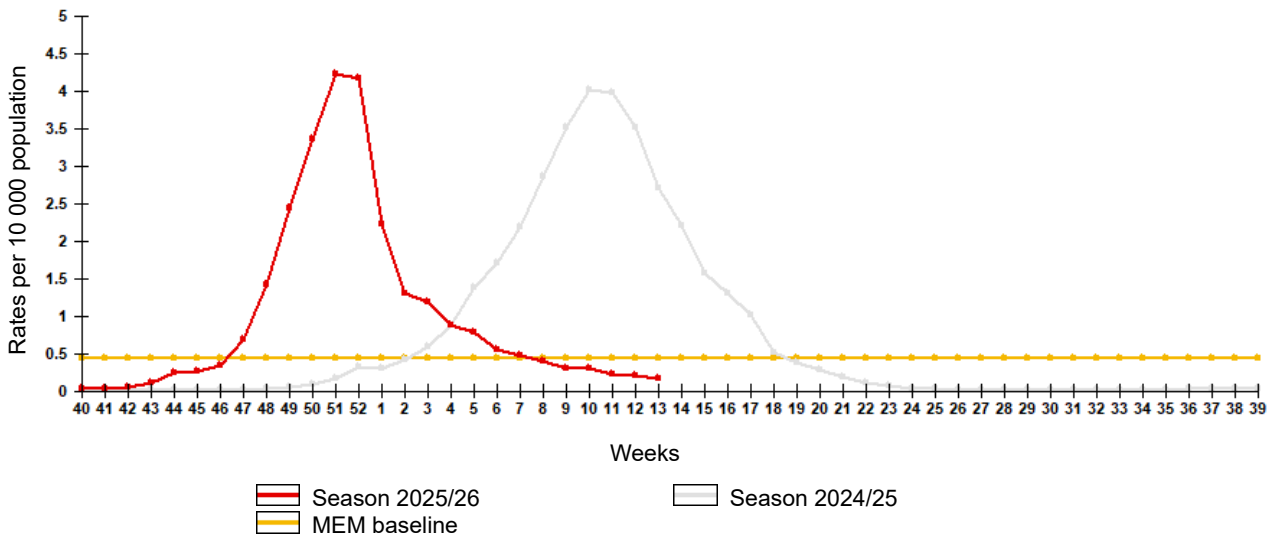
Influenza and ARI morbidity data

Fig. 1. Influenza and ARI morbidity in 61 cities under surveillance in Russia, seasons 2024/25 and 2025/26



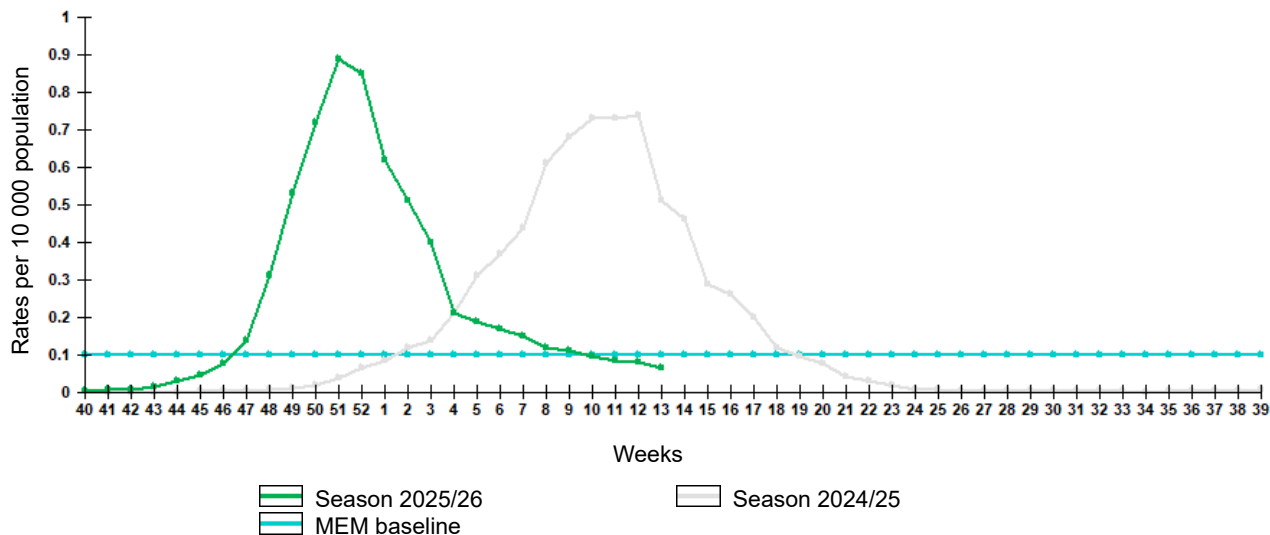
Epidemiological data decreased of influenza and other ARI activity in Russia in comparison with previous week. The nationwide ILI and ARI morbidity level (58.4 per 10 000 of population) was lower than national baseline (82.9) by 29.6%.

Fig. 2. Comparative data on incidence rate of clinically diagnosed influenza, seasons 2024/25 and 2025/26



Incidence rate of clinically diagnosed influenza decreased comparing to previous week and amounted to 0.18 per 10 000 of population, it was lower than pre-epidemic MEM baseline (0.45).

Fig. 3. Comparison of hospitalization rate with clinical diagnosis of influenza, seasons 2024/25 and 2025/26



Hospitalization rate of clinically diagnosed influenza decreased comparing to previous week and amounted to 0.064 per 10 000 of population, it was lower than pre-epidemic MEM baseline (0.099).

Influenza and ARVI laboratory testing results

Cumulative results of influenza laboratory diagnosis by rRT-PCR were submitted by 46 BBLs and two WHO NICs. According to these data as a result of 7953 patients investigation 113 (1.4%) respiratory samples were positive for influenza, including 14 cases of untyped influenza A in 2 cities, 35 cases of influenza A(H1N1)pdm09 in 13 cities, 37 cases of influenza A(H3N2) in 18 cities and 27 cases of influenza B in 10 cities.

27 influenza viruses were isolated on MDCK cell culture, including: 12 influenza A(H1N1)pdm09 viruses in Saint-Petersburg, 14 cases of influenza A(H3N2) viruses in Vladimir (1), Vologda (6), Krasnoyarsk (1), Moscow (1), Murmansk (1), Saint-Petersburg (3), Tula (1) and 1 case of influenza B in Novosibirsk. Since the beginning of the season 959 influenza viruses, including: 47 A(H1N1)pdm09 viruses, 906 A(H3N2) viruses and 6 influenza B viruses.

Antigenic characterization. Since the beginning of the season 2025-2026 516 influenza have been antigenically characterized by the NICs in Saint-Petersburg and Moscow, including: 30 influenza A(H1N1)pdm09 viruses and 486 influenza A(H3N2) viruses. 12 viruses A(H1N1)pdm09 were similar to the reference strains A/Victoria/4897/22 recommended in the vaccines for the Northern Hemisphere countries for the 2025-2026 season, 18 strains were a drift variant. 9 influenza A(H3N2) viruses were similar to the reference strain A/Croatia/10136RV/23, also recommended in vaccines for countries in the Northern Hemisphere for the 2025-2026 season, 465 A(H3N2) viruses were a drift variant, 11 viruses A(H3N2) were similar to the reference strain A/Thailand/8/2022, 1 strain was a drift variant of the reference strain A/Thailand/8/2022.

Genetic characterization. Since the beginning of the season 2025-2026 sequenced 1753 influenza viruses in Saint-Petersburg. 1722 influenza A(H3N2) viruses were similar to the vaccine strain A/Croatia/10136RV/2023, of which 1666 viruses belong to clade 3C.2a1b.2a.2a.3a.1 subclade K, 56 viruses belong to clade 3C.2a1b.2a.2a.3a.1. 27 A(H1N1)pdm09 viruses were similar to the vaccine strain A/Victoria/4897/2022 and were classified as clade 6B.1A.5a.2a.1, one strain was related to the reference strain A/Sydney/5/2021 and assigned to clade 6B.1A.5a.2a. 3 strain B viruses were similar to the vaccine strain B/Austria/1359417/2021 and were classified as clade V1A.3a.2.

Susceptibility to antivirals. Since the beginning of the season 2025-2026, the sensitivity of 420 A(H3N2) influenza viruses to neuraminidase inhibitors (oseltamivir, zanamivir) were studied in NIC (Moscow, Saint-Petersburg), including: 22 influenza A(H1N1)pdm09 viruses, 397 cases of influenza A(H3N2) and 1 case of influenza B. All studied viruses were sensitive to neuraminidase inhibitors.

Fig. 4. Geographic distribution of RT-PCR detected influenza viruses in cities under surveillance in Russia, week 13 of 2026

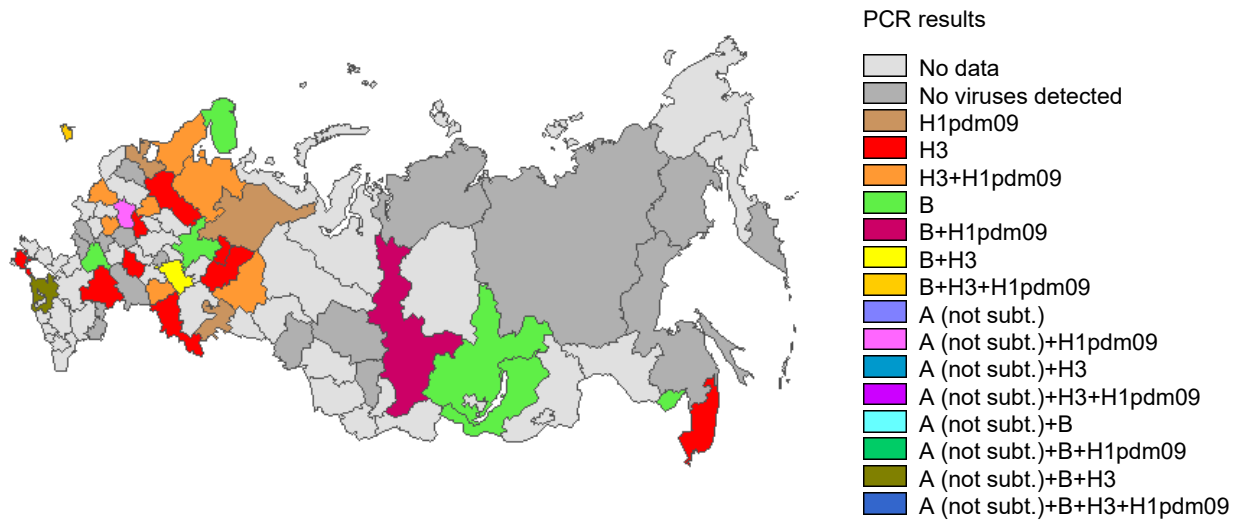


Fig. 5. Monitoring of influenza viruses detection by RT-PCR in Russia, season 2025/26

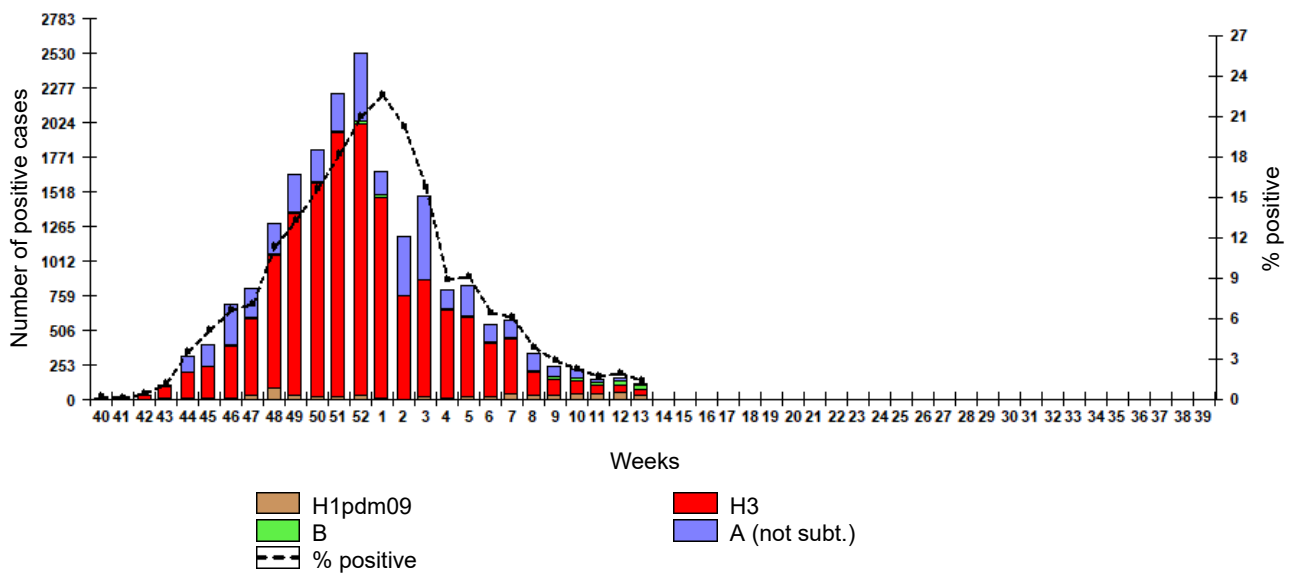
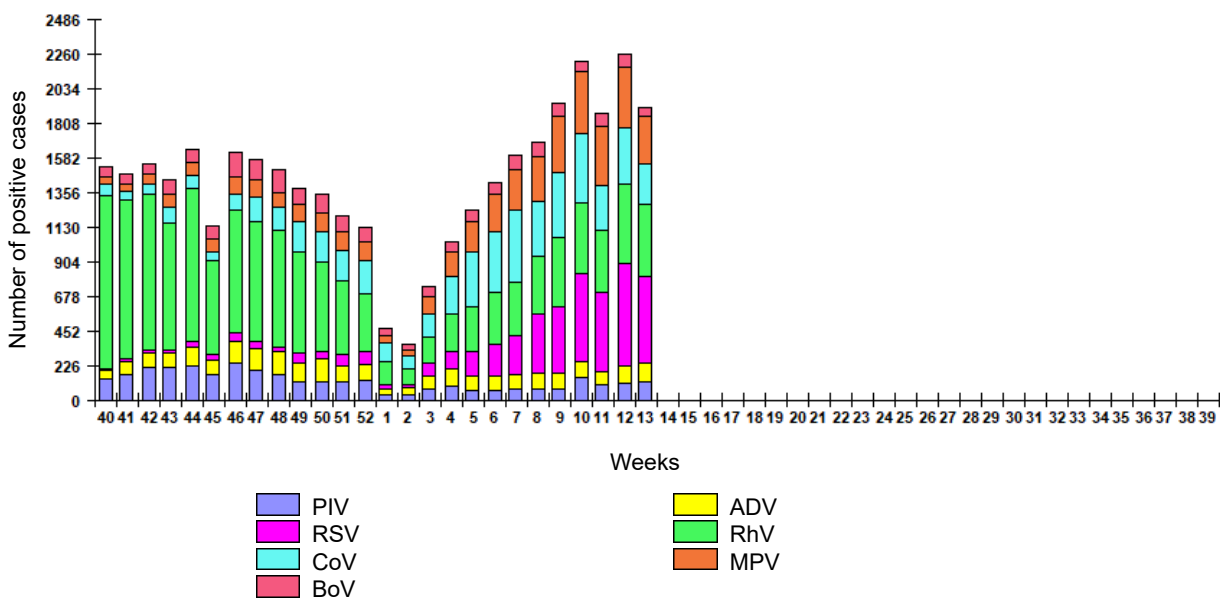


Fig. 6. Monitoring of ARVI detection by RT-PCR in Russia, season 2025/26



ARVI detections. The overall proportion of respiratory samples tested positive for other ARVI (PIV, ADV, RSV, RhV, CoV, MPV, BoV) was estimated 25.0% of investigated samples by PCR.

Fig. 7. Monitoring of influenza viruses isolation in Russia, season 2025/26

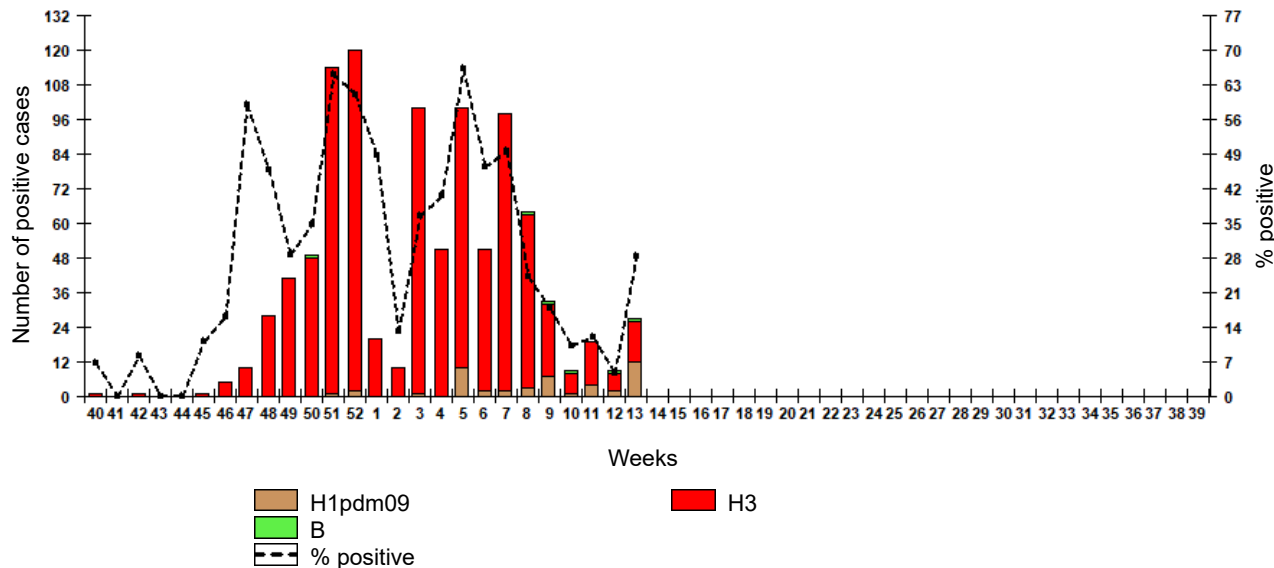


Table 1. Results of influenza and other ARVI detection by RT-PCR in Russia, week 13 of 2026

	Number of specimens / number of positive cases	% positive
<u>Influenza</u>		
Number of specimens tested for influenza	7953	-
Influenza A (not subt.)	14	0,2%
Influenza A(H1)pdm09	35	0,4%
Influenza A(H3)	37	0,5%
Influenza B	27	0,3%
All influenza	113	1,4%
<u>Other ARVI</u>		
Number of specimens tested for ARVI	7730	-
PIV	123	1,6%
ADV	126	1,6%
RSV	568	7,3%
RhV	474	6,1%
CoV	263	3,4%
MPV	315	4,1%
BoV	60	0,8%
All ARVI	1929	25,0%
<u>SARS-CoV-2 (COVID-19)</u>		
Number of specimens tested for SARS-CoV-2	10614	-
SARS-CoV-2	88	0,8%

Fig. 8. Results of PCR detections of SARS-CoV-2 in Russia



COVID-19. According to the data obtained by NIC in Saint-Petersburg totally 10614 clinical samples were PCR investigated in last week. Among them coronavirus SARS-CoV-2 was detected in 88 (0.8%) cases.

Table 2. Results of influenza viruses isolation in Russia, week 13 of 2026

	Number of specimens / number of viruses	% isolated viruses
Number of specimens	95	-
Influenza A(H1)pdm09	12	12,6%
Influenza A(H3)	14	14,7%
Influenza B	1	1,1%
All influenza	27	28,4%

Sentinel influenza surveillance

Clinical samples from 12 SARI patient were investigated by rRT-PCR for influenza, among them no positive cases were recognized. Among 12 SARI samples no positive cases for coronavirus SARS-CoV-2 were recognized. Among 12 SARI samples 4 (33.3%) cases positive for ARVI were detected, including: 2 cases of RSV, 1 case of RhV and 1 case of CoV infection.

Clinical samples from 18 ILI/ARI patient were investigated by rRT-PCR for influenza, among them no positive cases were recognized. Among 18 ILI/ARI samples 2 (11.1%) cases positive for ARVI were detected, including: 1 case of RhV and 1 case of CoV infection. Among 18 ILI/ARI samples no positive cases for coronavirus SARS-CoV-2 were recognized.

Fig. 9. Monitoring of influenza viruses detection by RT-PCR among SARI patients in sentinel hospitals, season 2025/26

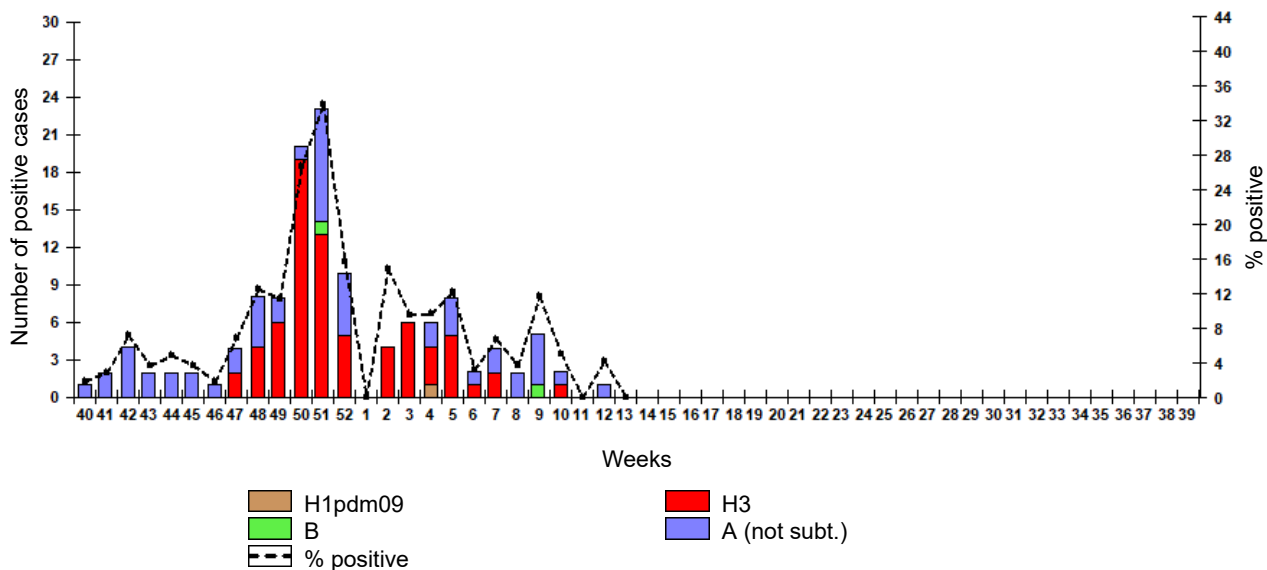


Fig. 10. Monitoring of influenza viruses detection by RT-PCR among ILI/ARI patients in sentinel polyclinics, season 2025/26

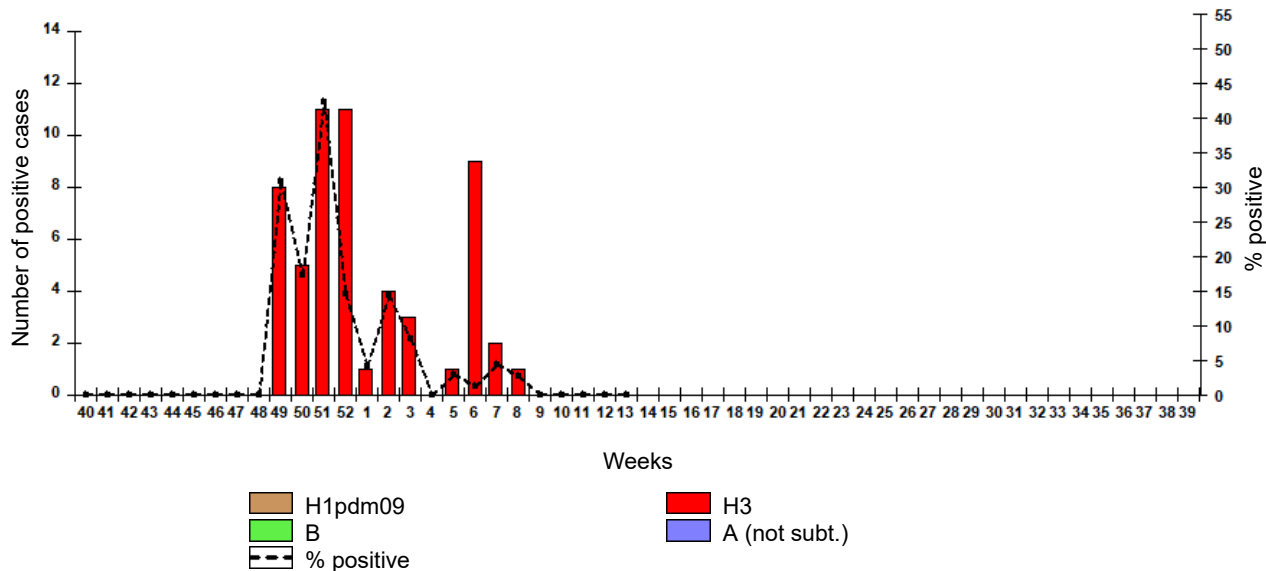


Fig. 11. Monitoring of ARVI detection by RT-PCR among SARI patients in sentinel hospitals, season 2025/26

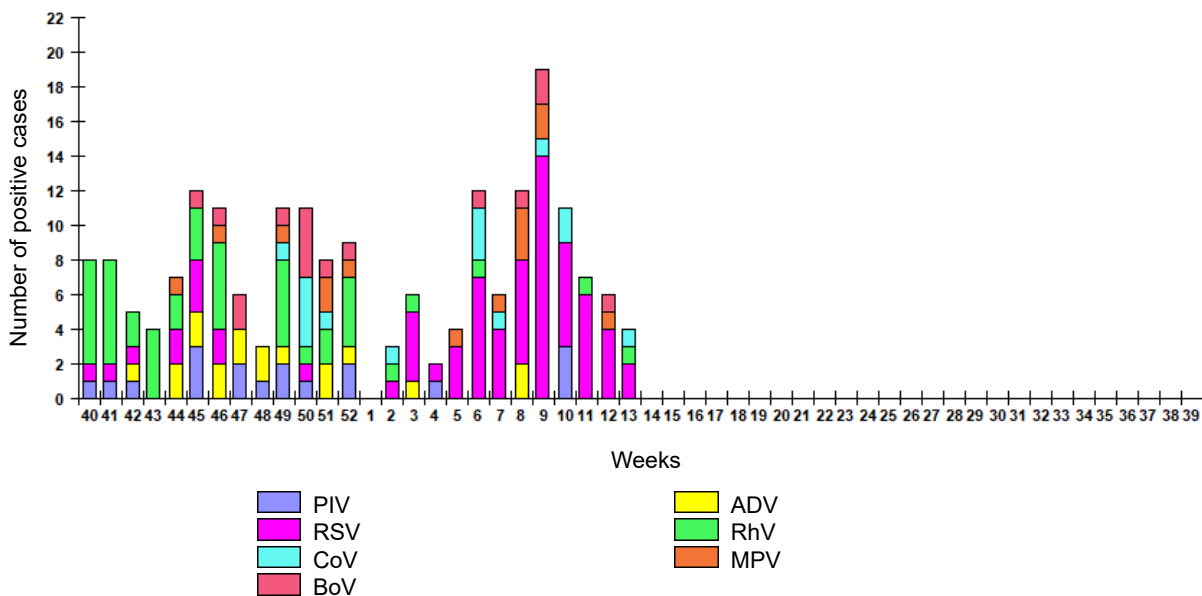
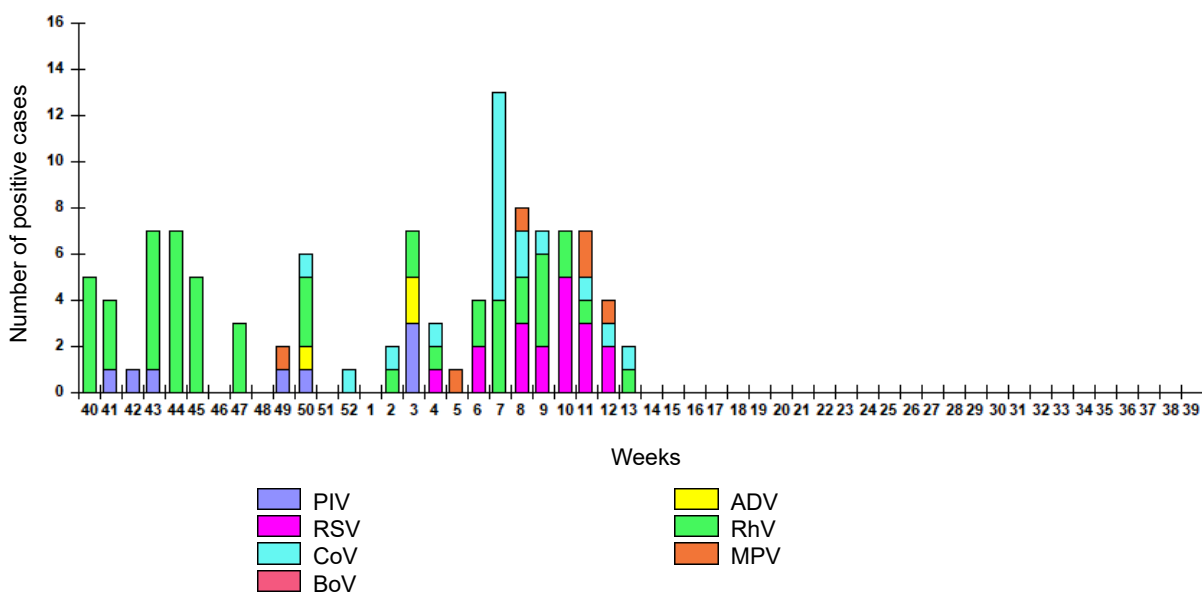


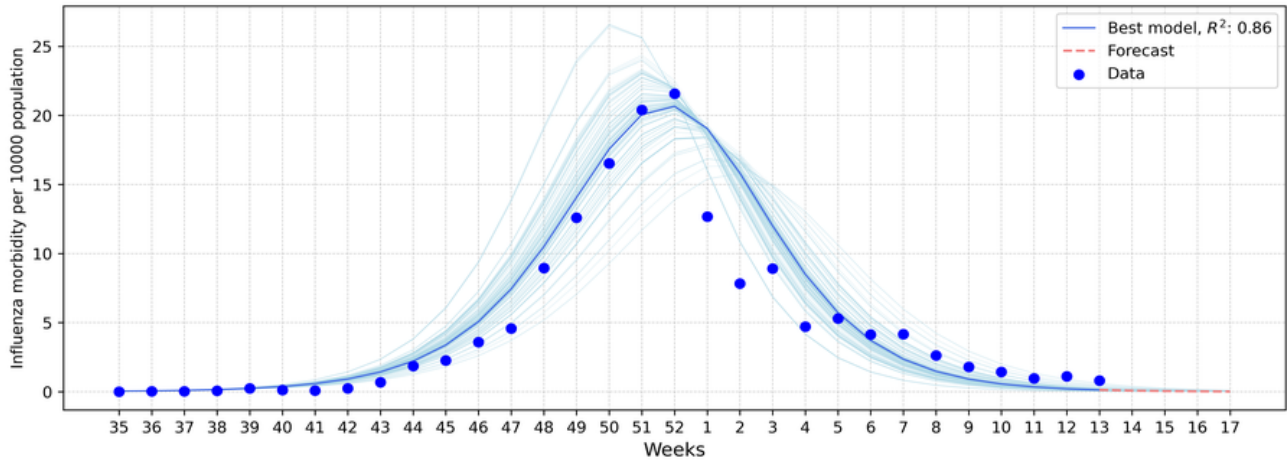
Fig. 12. Monitoring of ARVI detection by RT-PCR among ILI/ARI patients in sentinel polyclinics, season 2025/26



Influenza morbidity forecasting

An influenza incidence forecast was performed. The forecast is based on the Baroyan–Rvachev model. Model calibration was carried out using data on registered influenza and acute respiratory infection (ARI) cases, as well as laboratory influenza diagnostics (PCR), from the beginning of the epidemic season (week 40) up to the week preceding the publication of the forecast. The data are presented with a one-calendar-week time step. Optimal parameters were identified using calibration algorithms, resulting in the construction of a model curve. The estimated parameters allow the model curve to be extended and a forecast to be generated for the next four weeks from the observation date (the week for which the bulletin is published).

Fig. 13. Results of influenza incidence modeling, season 2025/26.



In week 13 of 2026, a increase in incidence was observed. The situation is expected to improve in the coming weeks.