

## NATIONAL WEEKLY INFLUENZA BULLETIN OF THE RUSSIAN FEDERATION

*week 15 of 2026 (06.04.26 - 12.04.26)*

### Summary.

**Influenza and ARI incidence data.** Influenza and other ARI activity in Russia decreased in comparison with previous week. The nationwide ILI and ARI morbidity level (52.0 per 10 000 of population) was lower than national baseline (82.9) by 37.3%.

**Etiology of ILI & ARI.** Among 7378 patients investigation 58 (0.8%) respiratory samples were positive for influenza, including 10 cases of unsubtype influenza A in 4 cities, 19 cases of influenza A(H1N1)pdm09 in 8 cities, 17 cases of influenza A(H3N2) in 9 cities and 12 cases of influenza B in 5 cities.

16 influenza viruses were isolated on MDCK cell culture, including: 6 influenza A(H1N1)pdm09 viruses in Saint-Petersburg, 9 cases of influenza A(H3N2) viruses in Kemerovo (5), Moscow (1), Saint-Petersburg (3) and 1 case of influenza B in Ulan-Ude. Since the beginning of the season 990 influenza viruses, including: 64 A(H1N1)pdm09 viruses, 918 A(H3N2) viruses and 8 influenza B viruses.

**Antigenic characterization.** Since the beginning of the season 2025-2026 599 influenza have been antigenically characterized by the NICs in Saint-Petersburg and Moscow, including: 46 influenza A(H1N1)pdm09 viruses, 549 influenza A(H3N2) viruses and 4 influenza B viruses. 13 viruses A(H1N1)pdm09 were similar to the reference strains A/Victoria/4897/22 recommended in the vaccines for the Northern Hemisphere countries for the 2025-2026 season, 33 strains were a drift variant. 9 influenza A(H3N2) viruses were similar to the reference strain A/Croatia/10136RV/23, also recommended in vaccines for countries in the Northern Hemisphere for the 2025-2026 season, 528 A(H3N2) viruses were a drift variant, 11 viruses A(H3N2) were similar to the reference strain A/Thailand/8/2022, one strain was a drift variant of the reference strain A/Thailand/8/2022. 3 influenza B viruses were similar to the vaccine strain B/Austria/1359417/2021, and one strain was a drift variant of the reference strain B/Austria/1359417/2021.

**Genetic characterization.** Since the beginning of the season 2025-2026 sequenced 1922 influenza viruses in Saint-Petersburg. 1840 influenza A(H3N2) viruses were similar to the vaccine strain A/Croatia/10136RV/2023, of which 1784 viruses belong to clade 3C.2a1b.2a.2a.3a.1 subclade K, 56 viruses belong to clade 3C.2a1b.2a.2a.3a.1. 75 A(H1N1)pdm09 viruses were similar to the vaccine strain A/Victoria/4897/2022 and were classified as clade 6B.1A.5a.2a.1, one strain was related to the reference strain A/Sydney/5/2021 and assigned to clade 6B.1A.5a.2a. 6 strain B viruses were similar to the vaccine strain B/Austria/1359417/2021 and were classified as clade V1A.3a.2.

**Susceptibility to antivirals.** Since the beginning of the season 2025-2026, the sensitivity of 437 A(H3N2) influenza viruses to neuraminidase inhibitors (oseltamivir, zanamivir) were studied in NIC (Moscow, Saint-Petersburg), including: 25 influenza A(H1N1)pdm09 viruses, 411 cases of influenza A(H3N2) and 1 case of influenza B. All studied viruses were sensitive to neuraminidase inhibitors.

**ARVI detections.** The overall proportion of respiratory samples tested positive for other ARVI (PIV, ADV, RSV, RhV, CoV, MPV, BoV) was estimated in total as 23.1% (PCR).

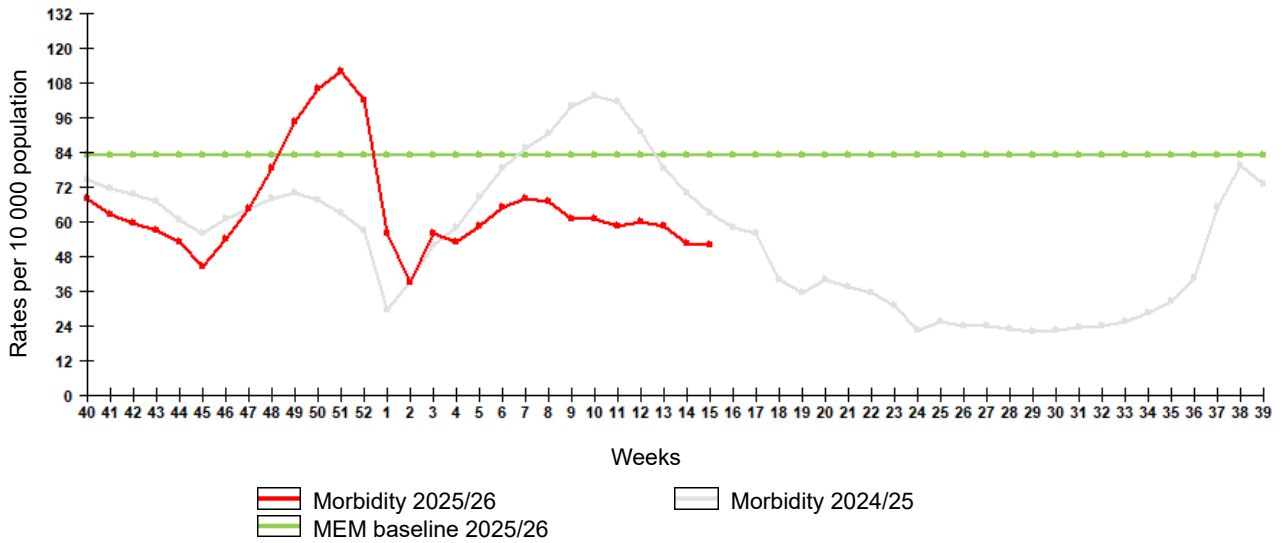
**In sentinel surveillance system** clinical samples from 8 SARI patient were investigated by rRT-PCR for influenza, among them no positive cases were recognized. Among 8 SARI samples no positive cases for coronavirus SARS-CoV-2 were recognized. Clinical samples from 8 SARI patient were investigated for ARVI, among them no positive cases were recognized.

Clinical samples from 22 ILI/ARI patient were investigated by rRT-PCR for influenza, among them no positive cases were recognized. Among 22 ILI/ARI samples 1 (4.5%) case positive for PIV infection. Among 22 ILI/ARI samples no positive cases for coronavirus SARS-CoV-2 were recognized.

**COVID-19.** According to the data obtained by NIC in Saint-Petersburg totally 9768 clinical samples were PCR investigated in last week. Among them coronavirus SARS-CoV-2 was detected in 72 (0.7%) cases.

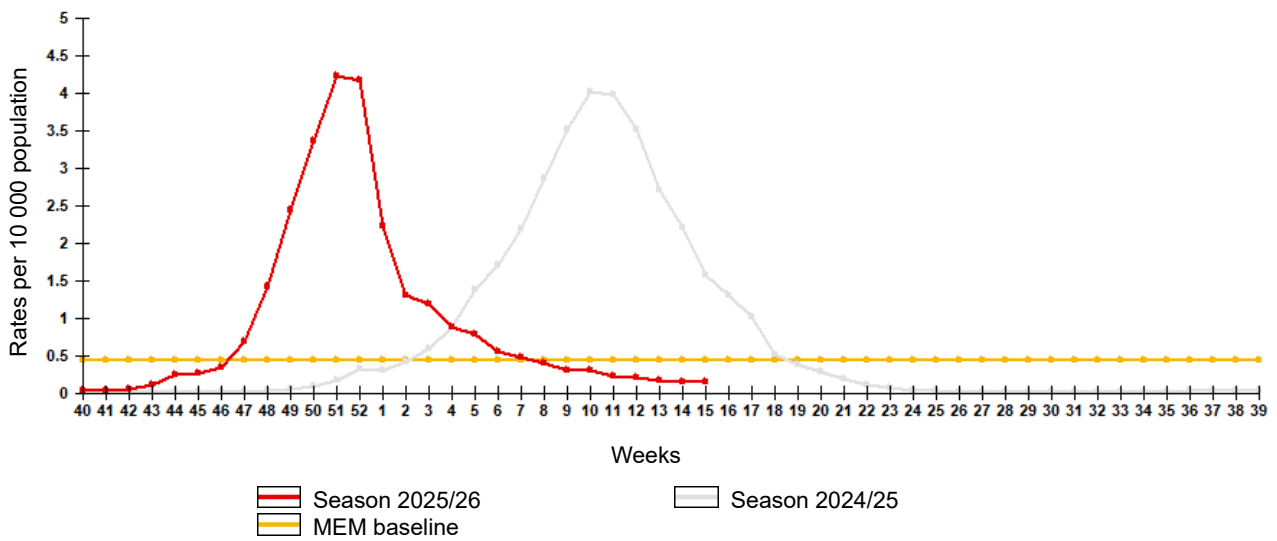
# Influenza and ARI morbidity data

Fig. 1. Influenza and ARI morbidity in 61 cities under surveillance in Russia, seasons 2024/25 and 2025/26



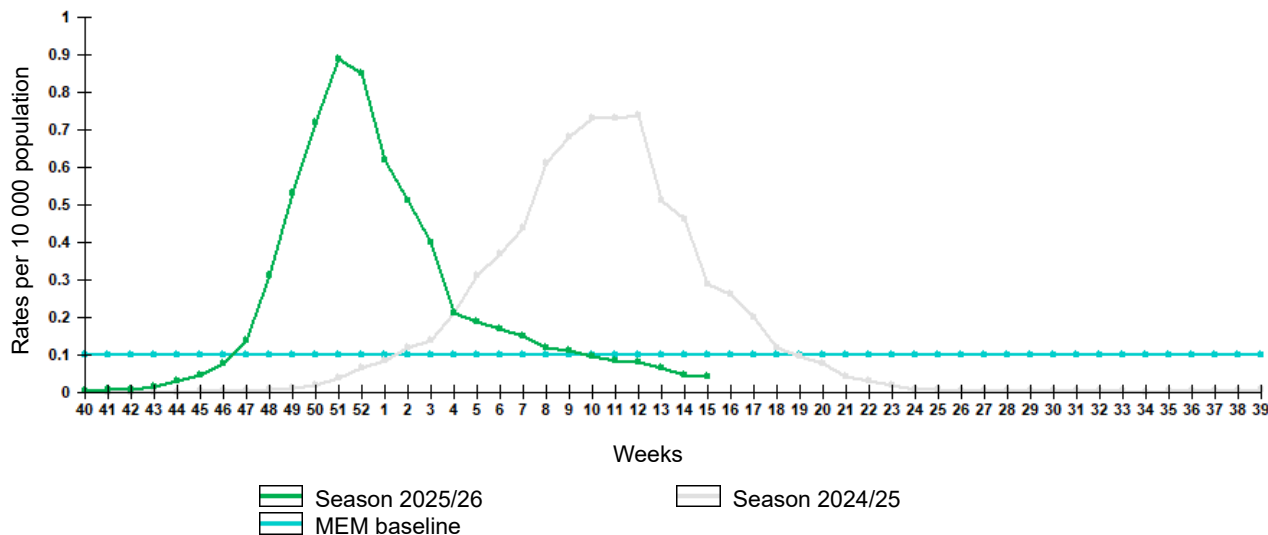
Epidemiological data showed decrease of influenza and other ARI activity in Russia in comparison with previous week. The nationwide ILI and ARI morbidity level (52.0 per 10 000 of population) was lower than national baseline (82.9) by 37.3%.

Fig. 2. Comparative data on incidence rate of clinically diagnosed influenza, seasons 2024/25 and 2025/26



Incidence rate of clinically diagnosed influenza remained at the same level comparing to previous week and amounted to 0.15 per 10 000 of population, it was lower than pre-epidemic MEM baseline (0.45).

Fig. 3. Comparison of hospitalization rate with clinical diagnosis of influenza, seasons 2024/25 and 2025/26



Hospitalization rate of clinically diagnosed influenza decreased comparing to previous week and amounted to 0.044 per 10 000 of population, it was lower than pre-epidemic MEM baseline (0.099).

## Influenza and ARVI laboratory testing results

Cumulative results of influenza laboratory diagnosis by rRT-PCR were submitted by 44 RBLs and two WHO NICs. According to these data as a result of 7378 patients investigation 58 (0.8%) respiratory samples were positive for influenza, including 10 cases of untyped influenza A in 4 cities, 19 cases of influenza A(H1N1)pdm09 in 8 cities, 17 cases of influenza A(H3N2) in 9 cities and 12 cases of influenza B in 5 cities.

16 influenza viruses were isolated on MDCK cell culture, including: 6 influenza A(H1N1)pdm09 viruses in Saint-Petersburg, 9 cases of influenza A(H3N2) viruses in in Kemerovo (5), Moscow (1), Saint-Petersburg (3) and 1 case of influenza B in Ulan-Ude. Since the beginning of the season 990 influenza viruses, including: 64 A(H1N1)pdm09 viruses, 918 A(H3N2) viruses and 8 influenza B viruses.

**Antigenic characterization.** Since the beginning of the season 2025-2026 599 influenza have been antigenically characterized by the NICs in Saint-Petersburg and Moscow, including: 46 influenza A(H1N1)pdm09 viruses, 549 influenza A(H3N2) viruses and 4 influenza B viruses. 13 viruses A(H1N1)pdm09 were similar to the reference strains A/Victoria/4897/22 recommended in the vaccines for the Northern Hemisphere countries for the 2025-2026 season, 33 strains were a drift variant. 9 influenza A(H3N2) viruses were similar to the reference strain A/Croatia/10136RV/23, also recommended in vaccines for countries in the Northern Hemisphere for the 2025-2026 season, 528 A(H3N2) viruses were a drift variant, 11 viruses A(H3N2) were similar to the reference strain A/Thailand/8/2022, one strain was a drift variant of the reference strain A/Thailand/8/2022. 3 influenza B viruses were similar to the vaccine strain B/Austria/1359417/2021, and one strain was a drift variant of the reference strain B/Austria/1359417/2021.

**Genetic characterization.** Since the beginning of the season 2025-2026 sequenced 1922 influenza viruses in Saint-Petersburg. 1840 influenza A(H3N2) viruses were similar to the vaccine strain A/Croatia/10136RV/2023, of which 1784 viruses belong to clade 3C.2a1b.2a.2a.3a.1 subclade K, 56 viruses belong to clade 3C.2a1b.2a.2a.3a.1. 75 A(H1N1)pdm09 viruses were similar to the vaccine strain A/Victoria/4897/2022 and were classified as clade 6B.1A.5a.2a.1, one strain was related to the reference strain A/Sydney/5/2021 and assigned to clade 6B.1A.5a.2a. 6 strain B viruses were similar to the vaccine strain B/Austria/1359417/2021 and were classified as clade V1A.3a.2.

**Susceptibility to antivirals.** Since the beginning of the season 2025-2026, the sensitivity of 437 A(H3N2) influenza viruses to neuraminidase inhibitors (oseltamivir, zanamivir) were studied in NIC (Moscow, Saint-Petersburg), including: 25 influenza A(H1N1)pdm09 viruses, 411 cases of influenza A(H3N2) and 1 case of influenza B. All studied viruses were sensitive to neuraminidase inhibitors.

Fig. 4. Geographic distribution of RT-PCR detected influenza viruses in cities under surveillance in Russia, week 15 of 2026

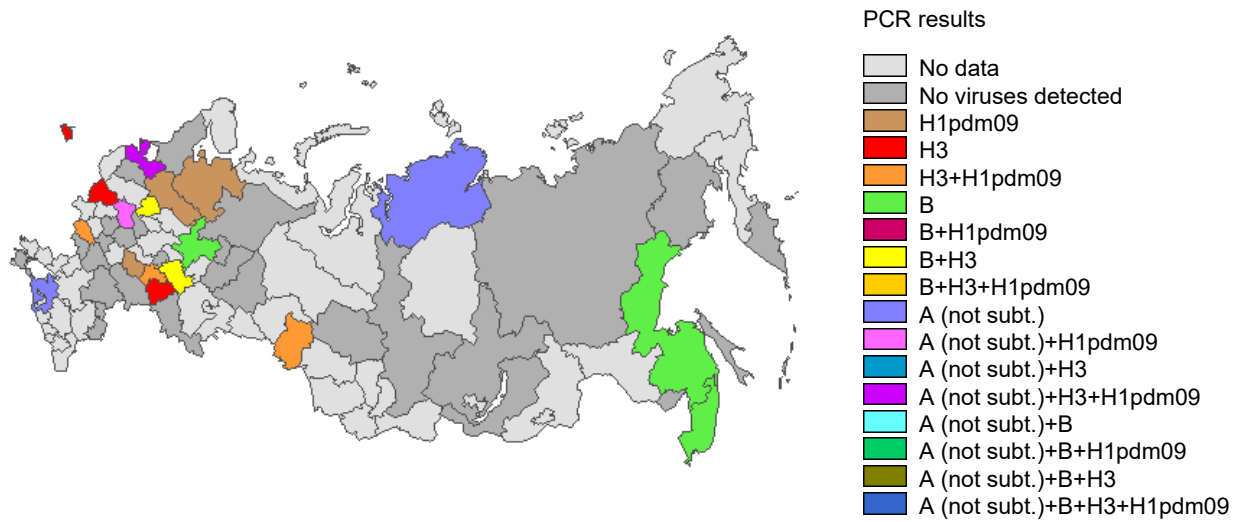


Fig. 5. Monitoring of influenza viruses detection by RT-PCR in Russia, season 2025/26

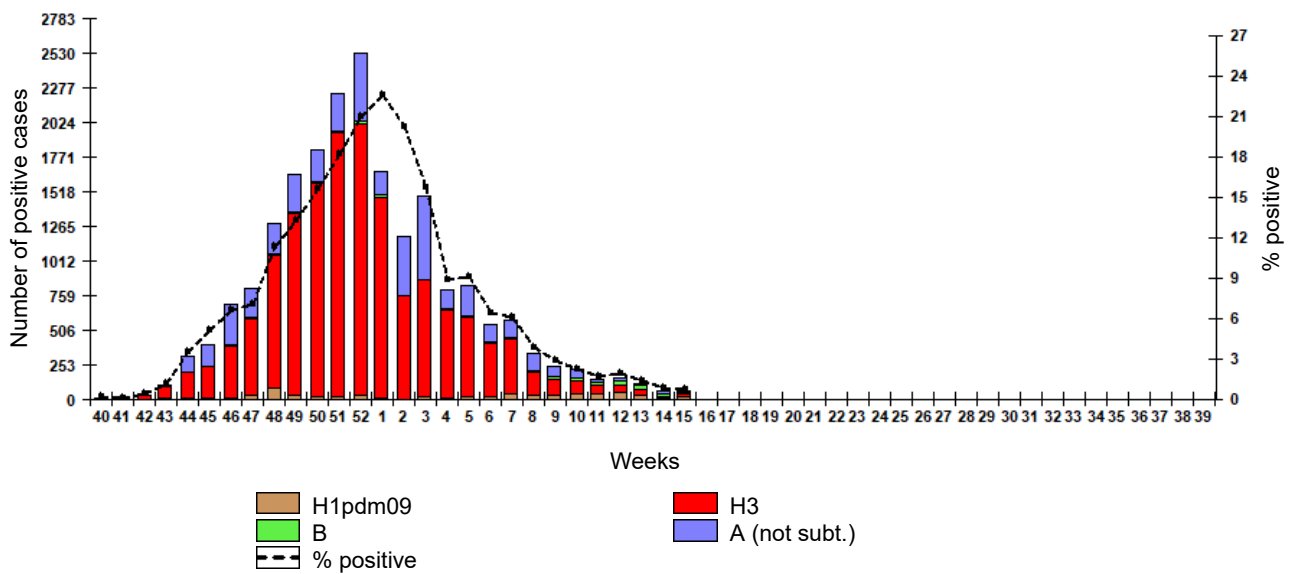
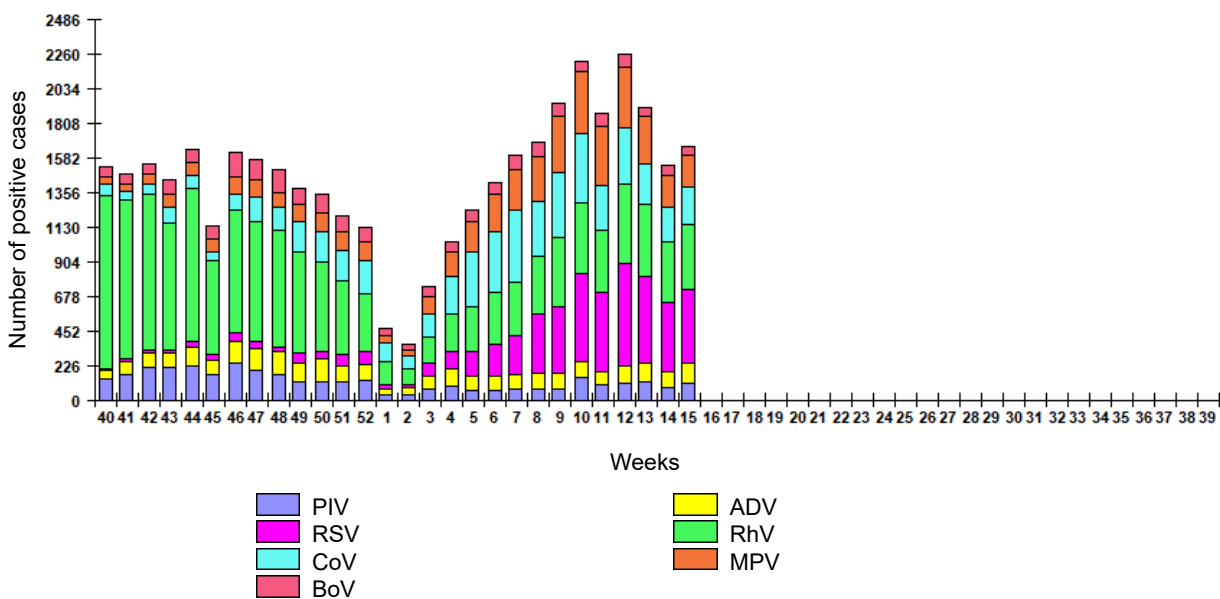


Fig. 6. Monitoring of ARVI detection by RT-PCR in Russia, season 2025/26



**ARVI detections.** The overall proportion of respiratory samples tested positive for other ARVI (PIV, ADV, RSV, RhV, CoV, MPV, BoV) was estimated 23.1% of investigated samples by PCR.

Fig. 7. Monitoring of influenza viruses isolation in Russia, season 2025/26

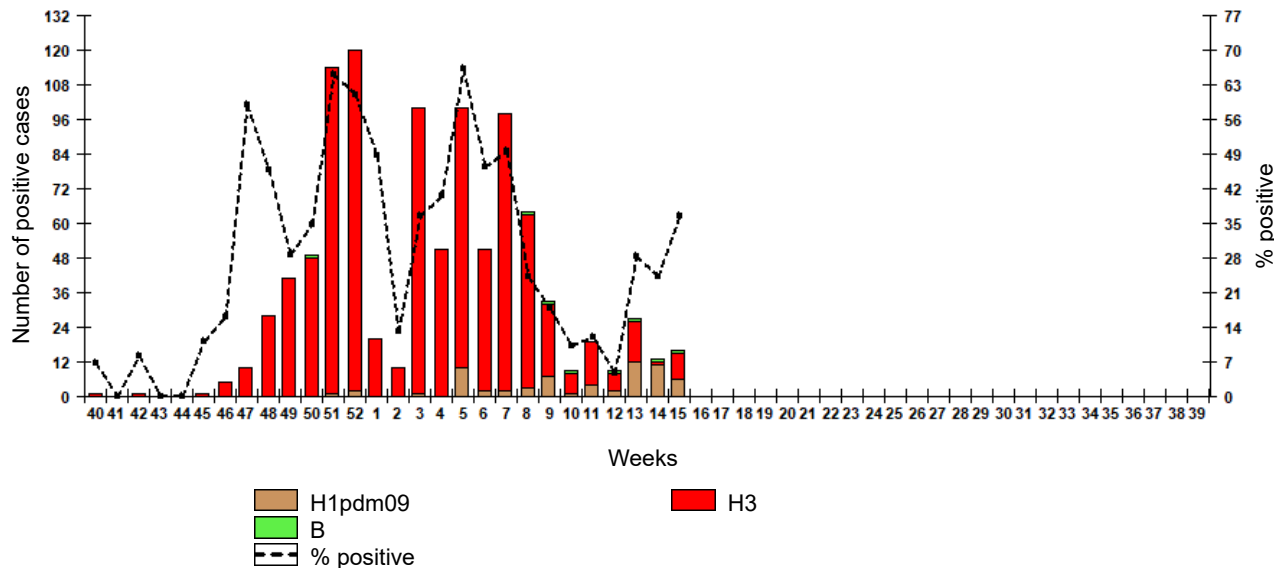


Table 1. Results of influenza and other ARVI detection by RT-PCR in Russia, week 15 of 2026

	Number of specimens / number of positive cases	% positive
<u>Influenza</u>		
Number of specimens tested for influenza	7378	-
Influenza A (not subt.)	10	0,1%
Influenza A(H1)pdm09	19	0,3%
Influenza A(H3)	17	0,2%
Influenza B	12	0,2%
All influenza	58	0,8%
<u>Other ARVI</u>		
Number of specimens tested for ARVI	7170	-
PIV	117	1,6%
ADV	129	1,8%
RSV	480	6,7%
RhV	428	6,0%
CoV	244	3,4%
MPV	203	2,8%
BoV	55	0,8%
All ARVI	1656	23,1%
<u>SARS-CoV-2 (COVID-19)</u>		
Number of specimens tested for SARS-CoV-2	9768	-
SARS-CoV-2	72	0,7%

Fig. 8. Results of PCR detections of SARS-CoV-2 in Russia



**COVID-19.** According to the data obtained by NIC in Saint-Petersburg totally 9768 clinical samples were PCR investigated in last week. Among them coronavirus SARS-CoV-2 was detected in 72 (0.7%) cases.

Table 2. Results of influenza viruses isolation in Russia, week 15 of 2026

	Number of specimens / number of viruses	% isolated viruses
Number of specimens	44	-
Influenza A(H1)pdm09	6	13,6%
Influenza A(H3)	9	20,5%
Influenza B	1	2,3%
All influenza	16	36,4%

## Sentinel influenza surveillance

Clinical samples from 8 SARI patient were investigated by rRT-PCR for influenza, among them no positive cases were recognized. Among 8 SARI samples no positive cases for coronavirus SARS-CoV-2 were recognized. Clinical samples from 8 SARI patient were investigated for ARVI, among them no positive cases were recognized.

Clinical samples from 22 ILI/ARI patient were investigated by rRT-PCR for influenza, among them no positive cases were recognized. Among 22 ILI/ARI samples 1 (4.5%) case positive for PIV infection. Among 22 ILI/ARI samples no positive cases for coronavirus SARS-CoV-2 were recognized.

Fig. 9. Monitoring of influenza viruses detection by RT-PCR among SARI patients in sentinel hospitals, season 2025/26

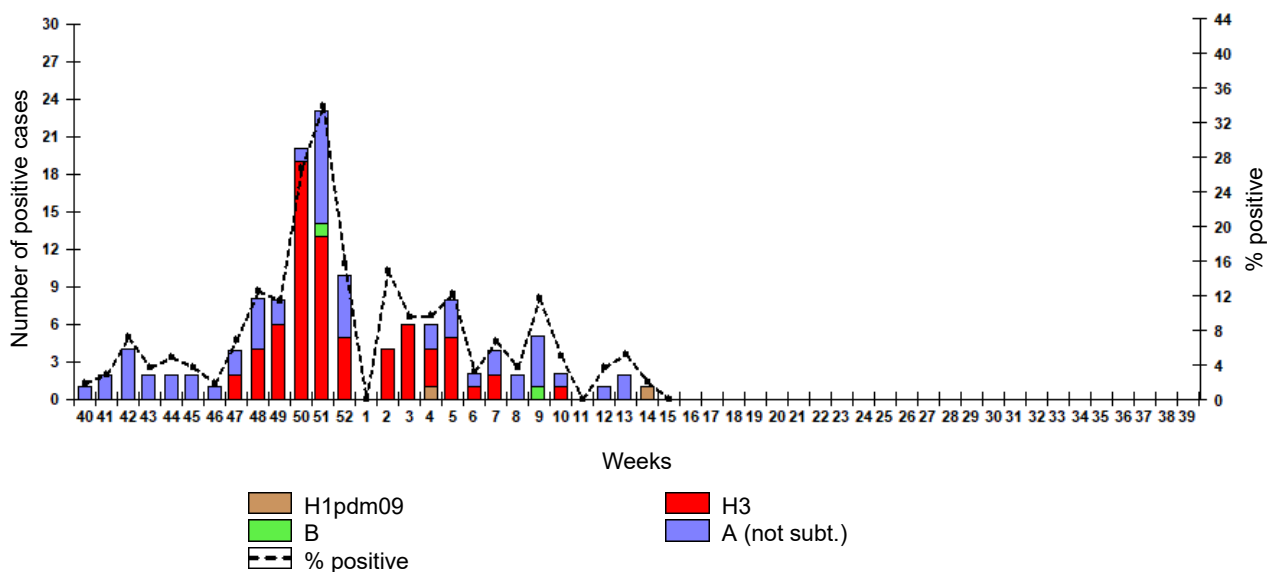


Fig. 10. Monitoring of influenza viruses detection by RT-PCR among ILI/ARI patients in sentinel polyclinics, season 2025/26

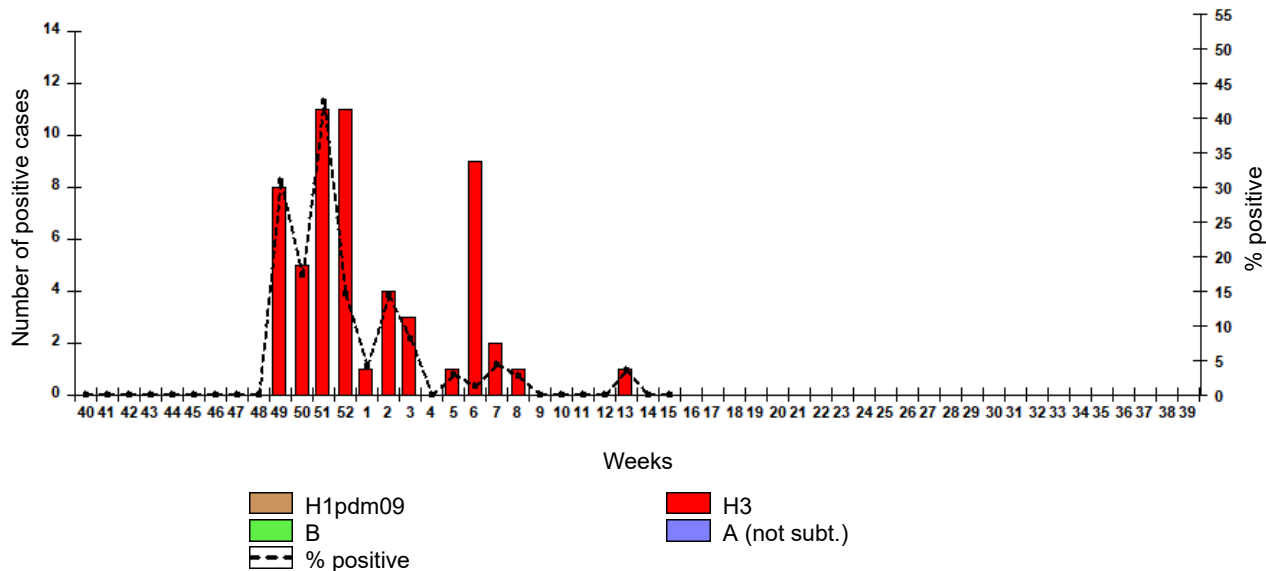


Fig. 11. Monitoring of ARVI detection by RT-PCR among SARI patients in sentinel hospitals, season 2025/26

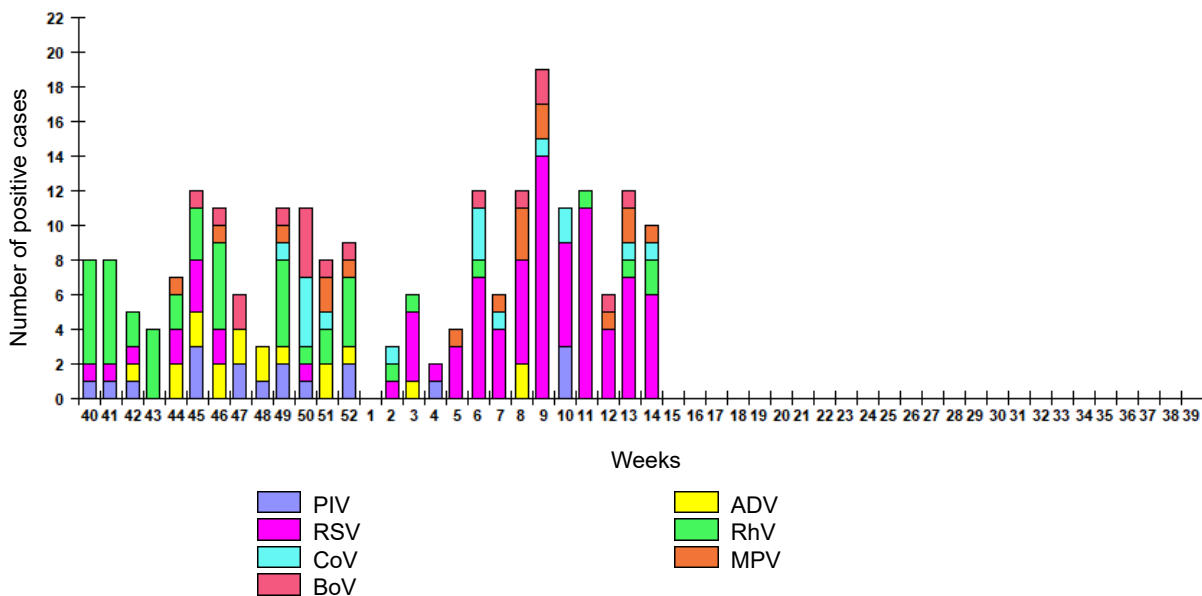
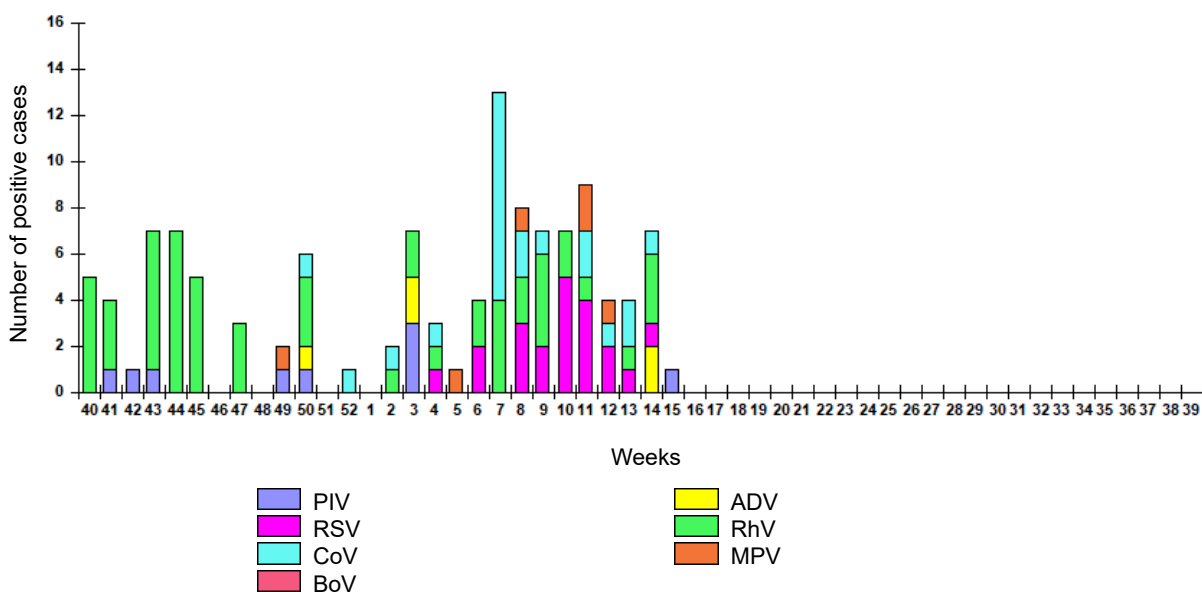


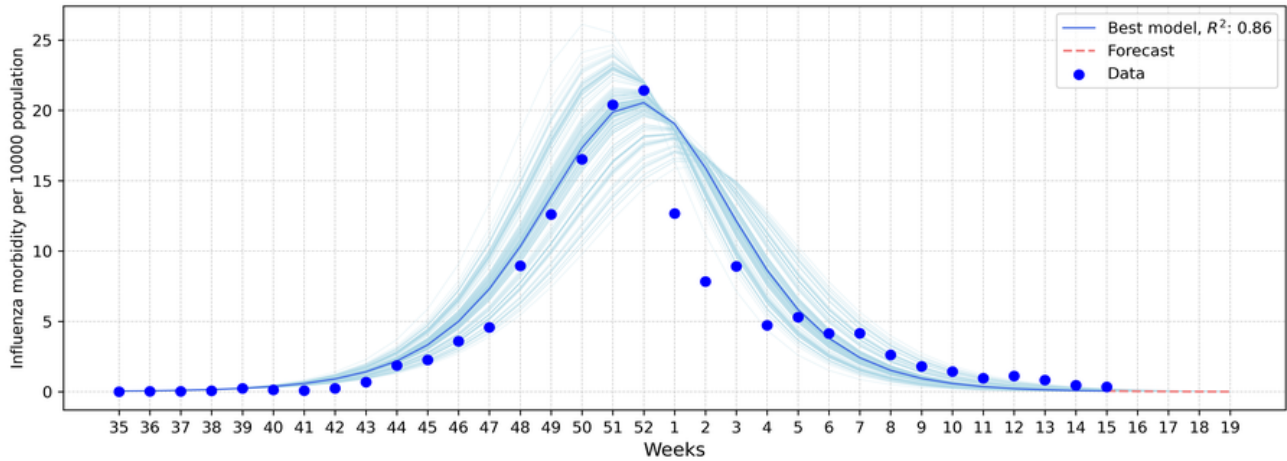
Fig. 12. Monitoring of ARVI detection by RT-PCR among ILI/ARI patients in sentinel polyclinics, season 2025/26



# Influenza morbidity forecasting

An influenza incidence forecast was performed. The forecast is based on the Baroyan–Rvachev model. Model calibration was carried out using data on registered influenza and acute respiratory infection (ARI) cases, as well as laboratory influenza diagnostics (PCR), from the beginning of the epidemic season (week 40) up to the week preceding the publication of the forecast. The data are presented with a one-calendar-week time step. Optimal parameters were identified using calibration algorithms, resulting in the construction of a model curve. The estimated parameters allow the model curve to be extended and a forecast to be generated for the next four weeks from the observation date (the week for which the bulletin is published).

Fig. 13. Results of influenza incidence modeling, season 2025/26.



In week 15 of 2026, a decrease in incidence was observed. The situation is expected to improve in the coming weeks.