

## NATIONAL WEEKLY INFLUENZA BULLETIN OF THE RUSSIAN FEDERATION

*week 19 of 2026 (04.05.26 - 10.05.26)*

### Summary.

**Influenza and ARI incidence data.** Influenza and other ARI activity in Russia decreased in comparison with previous week. The nationwide ILI and ARI morbidity level (43.7 per 10 000 of population) was lower than national baseline (82.9) by 47.3%.

**Etiology of ILI & ARI.** Among 5845 patients investigation 48 (0.8%) respiratory samples were positive for influenza, including 3 cases of unsubtype influenza A in 2 cities, 16 cases of influenza A(H1N1)pdm09 in 5 cities, 7 cases of influenza A(H3N2) in 1 city and 22 cases of influenza B in 11 cities.

One influenza A(H1N1)pdm09 virus was isolated on MDCK cell culture in Krasnodar. Since the beginning of the season 1023 influenza viruses were isolated, including: 80 A(H1N1)pdm09 viruses, 934 A(H3N2) viruses and 9 influenza B viruses.

**Antigenic characterization.** Since the beginning of the season 2025-2026 614 influenza viruses have been antigenically characterized by the NICs in Saint-Petersburg and Moscow, including: 61 influenza A(H1N1)pdm09 viruses, 549 influenza A(H3N2) viruses and 4 influenza B viruses. 27 viruses A(H1N1)pdm09 were similar to the reference strains A/Victoria/4897/22 recommended in the vaccines for the Northern Hemisphere countries for the 2025-2026 season, 34 strains were a drift variant. 9 influenza A(H3N2) viruses were similar to the reference strain A/Croatia/10136RV/23, also recommended in vaccines for countries in the Northern Hemisphere for the 2025-2026 season, 528 A(H3N2) viruses were a drift variant, 11 viruses A(H3N2) were similar to the reference strain A/Thailand/8/2022, one strain was a drift variant of the reference strain A/Thailand/8/2022. 3 influenza B viruses were similar to the vaccine strain B/Austria/1359417/2021 and one strain was a drift variant of the reference strain B/Austria/1359417/2021.

**Genetic characterization.** Since the beginning of the season 2025-2026 sequenced 1922 influenza viruses in Saint-Petersburg. 1840 influenza A(H3N2) viruses were similar to the vaccine strain A/Croatia/10136RV/2023, of which 1784 viruses belong to clade 3C.2a1b.2a.2a.3a.1 subclade K, 56 viruses belong to clade 3C.2a1b.2a.2a.3a.1. 75 A(H1N1)pdm09 viruses were similar to the vaccine strain A/Victoria/4897/2022 and were classified as clade 6B.1A.5a.2a.1, one strain was related to the reference strain A/Sydney/5/2021 and assigned to clade 6B.1A.5a.2a. 6 strain B viruses were similar to the vaccine strain B/Austria/1359417/2021 and were classified as clade V1A.3a.2.

**Susceptibility to antivirals.** Since the beginning of the season 2025-2026, the sensitivity of 437 influenza viruses to neuraminidase inhibitors (oseltamivir, zanamivir) were studied in NIC (Moscow, Saint-Petersburg), including: 25 influenza A(H1N1)pdm09 viruses, 411 influenza A(H3N2) viruses and 1 influenza B virus. All studied viruses were sensitive to neuraminidase inhibitors.

**ARVI detections.** The overall proportion of respiratory samples tested positive for other ARVI (PIV, ADV, RSV, RhV, CoV, MPV, BoV) was estimated in total as 20.0% (PCR).

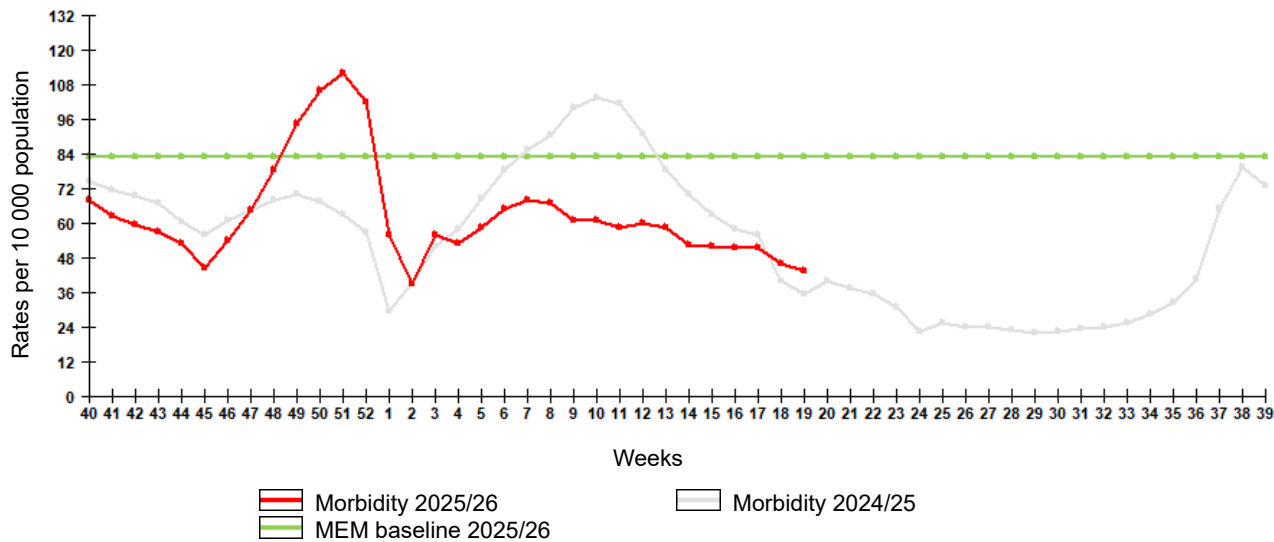
**In sentinel surveillance system** clinical samples from 10 SARI patients were investigated by rRT-PCR for influenza, among them no positive cases were recognized. Among 10 SARI samples no positive cases for coronavirus SARS-CoV-2 were recognized. Among 10 SARI samples 3 (30.0%) cases positive for ARVI were detected including: 1 case of PIV and 2 cases of RhV infection.

Clinical samples from 12 ILI/ARI patient were investigated by rRT-PCR for influenza, among them no positive cases were recognized. Among 12 ILI/ARI samples 1 (8.3%) case positive for PIV infection was detected. Among 12 ILI/ARI samples no positive cases for coronavirus SARS-CoV-2 were recognized.

**COVID-19.** According to the data obtained by NIC in Saint-Petersburg totally 8459 clinical samples were PCR investigated in last week. Among them coronavirus SARS-CoV-2 was detected in 63 (0.7%) cases.

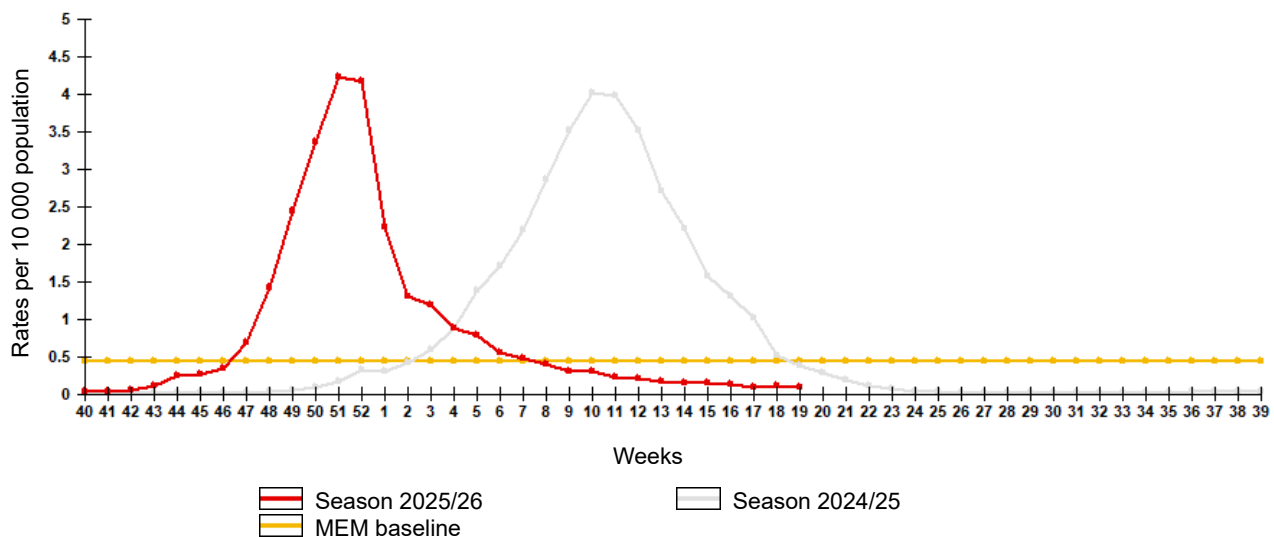
### Influenza and ARI morbidity data

Fig. 1. Influenza and ARVI morbidity in 61 cities under surveillance in Russia, seasons 2024/25 and 2025/26



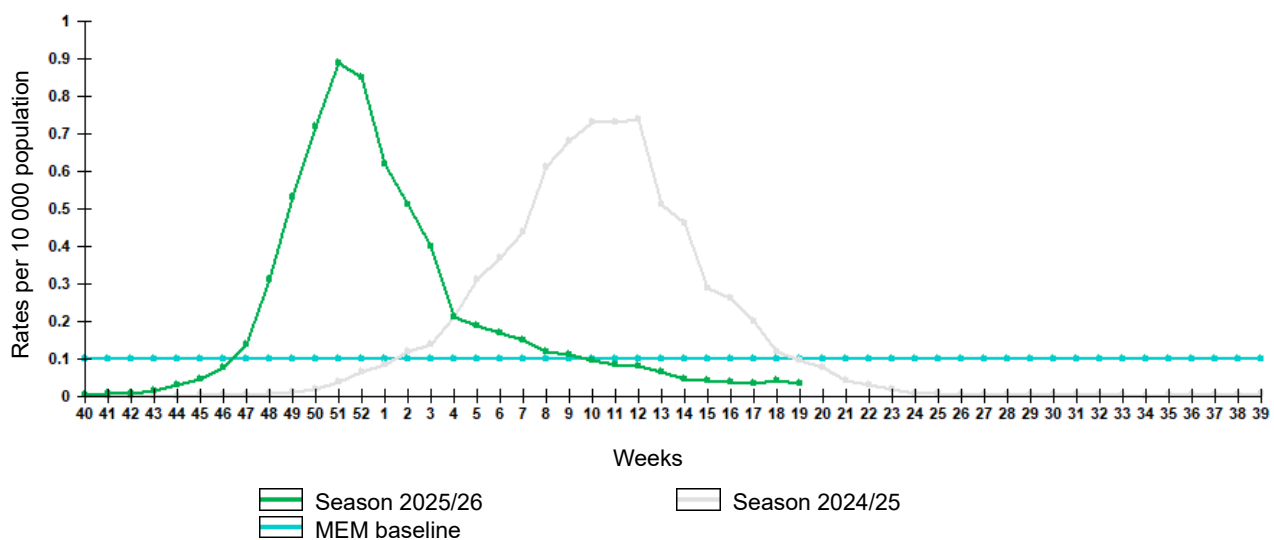
Epidemiological data showed decrease of influenza and other ARI activity in Russia in comparison with previous week. The nationwide ILI and ARI morbidity level (43.7 per 10 000 of population) was lower than national baseline (82.9) by 47.3%.

Fig. 2. Comparative data on incidence rate of clinically diagnosed influenza, seasons 2024/25 and 2025/26



Incidence rate of clinically diagnosed influenza decrease comparing to previous week and amounted to 0.10 per 10 000 of population, it was lower than pre-epidemic MEM baseline (0.45).

Fig. 3. Comparison of hospitalization rate with clinical diagnosis of influenza, seasons 2024/25 and 2025/26



Hospitalization rate of clinically diagnosed influenza decreased comparing to previous week and amounted to 0.036 per 10 000 of population, it was lower than pre-epidemic MEM baseline (0.099).

## Influenza and ARVI laboratory testing results

Cumulative results of influenza laboratory diagnosis by rRT-PCR were submitted by 42 RBLs and two WHO NICs. According to these data as a result of 5845 patients investigation 48 (0.8%) respiratory samples were positive for influenza, including 3 cases of untyped influenza A in 2 cities, 16 cases of influenza A(H1N1)pdm09 in 5 cities, 7 cases of influenza A(H3N2) in 1 city and 22 cases of influenza B in 11 cities.

One influenza A(H1N1)pdm09 virus was isolated on MDCK cell culture in Krasnodar. Since the beginning of the season 1023 influenza viruses were isolated, including: 80 A(H1N1)pdm09 viruses, 934 A(H3N2) viruses and 9 influenza B viruses.

**Antigenic characterization.** Since the beginning of the season 2025-2026 614 influenza viruses have been antigenically characterized by the NICs in Saint-Petersburg and Moscow, including: 61 influenza A(H1N1)pdm09 viruses, 549 influenza A(H3N2) viruses and 4 influenza B viruses. 27 viruses A(H1N1)pdm09 were similar to the reference strains A/Victoria/4897/22 recommended in the vaccines for the Northern Hemisphere countries for the 2025-2026 season, 34 strains were a drift variant. 9 influenza A(H3N2) viruses were similar to the reference strain A/Croatia/10136RV/23, also recommended in vaccines for countries in the Northern Hemisphere for the 2025-2026 season, 528 A(H3N2) viruses were a drift variant, 11 viruses A(H3N2) were similar to the reference strain A/Thailand/8/2022, one strain was a drift variant of the reference strain A/Thailand/8/2022. 3 influenza B viruses were similar to the vaccine strain B/Austria/1359417/2021 and one strain was a drift variant of the reference strain B/Austria/1359417/2021.

**Genetic characterization.** Since the beginning of the season 2025-2026 sequenced 1922 influenza viruses in Saint-Petersburg. 1840 influenza A(H3N2) viruses were similar to the vaccine strain A/Croatia/10136RV/2023, of which 1784 viruses belong to clade 3C.2a1b.2a.2a.3a.1 subclade K, 56 viruses belong to clade 3C.2a1b.2a.2a.3a.1. 75 A(H1N1)pdm09 viruses were similar to the vaccine strain A/Victoria/4897/2022 and were classified as clade 6B.1A.5a.2a.1, one strain was related to the reference strain A/Sydney/5/2021 and assigned to clade 6B.1A.5a.2a. 6 strain B viruses were similar to the vaccine strain B/Austria/1359417/2021 and were classified as clade V1A.3a.2.

**Susceptibility to antivirals.** Since the beginning of the season 2025-2026, the sensitivity of 437 influenza viruses to neuraminidase inhibitors (oseltamivir, zanamivir) were studied in NIC (Moscow, Saint-Petersburg), including: 25 influenza A(H1N1)pdm09 viruses, 411 influenza A(H3N2) viruses and 1 influenza B virus. All studied viruses were sensitive to neuraminidase inhibitors.

Fig. 4. Geographic distribution of RT-PCR detected influenza viruses in cities under surveillance in Russia, week 19 of 2026

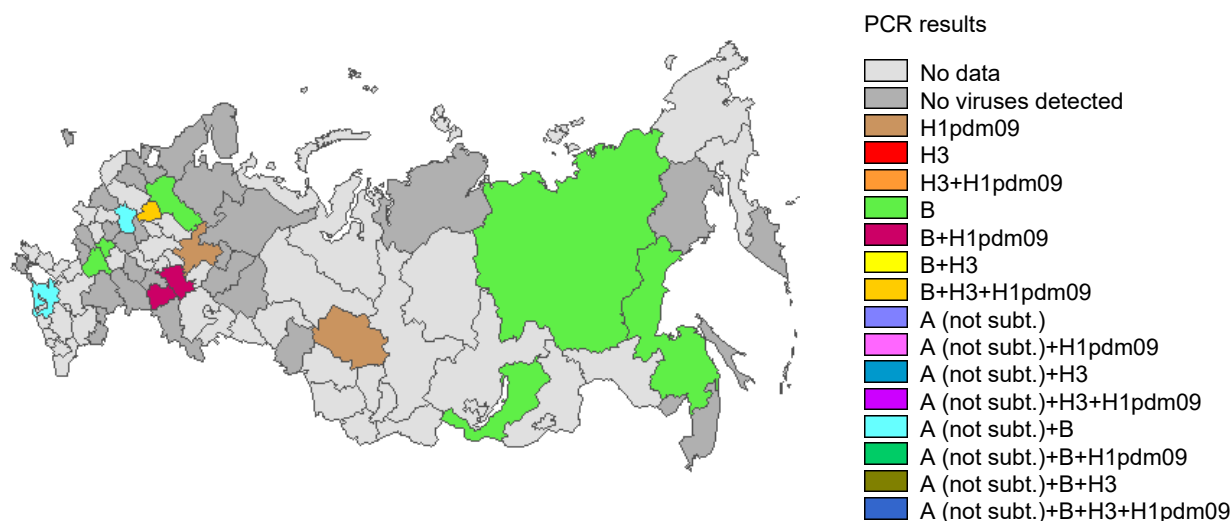


Fig. 5. Monitoring of influenza viruses detection by RT-PCR in Russia, season 2025/26

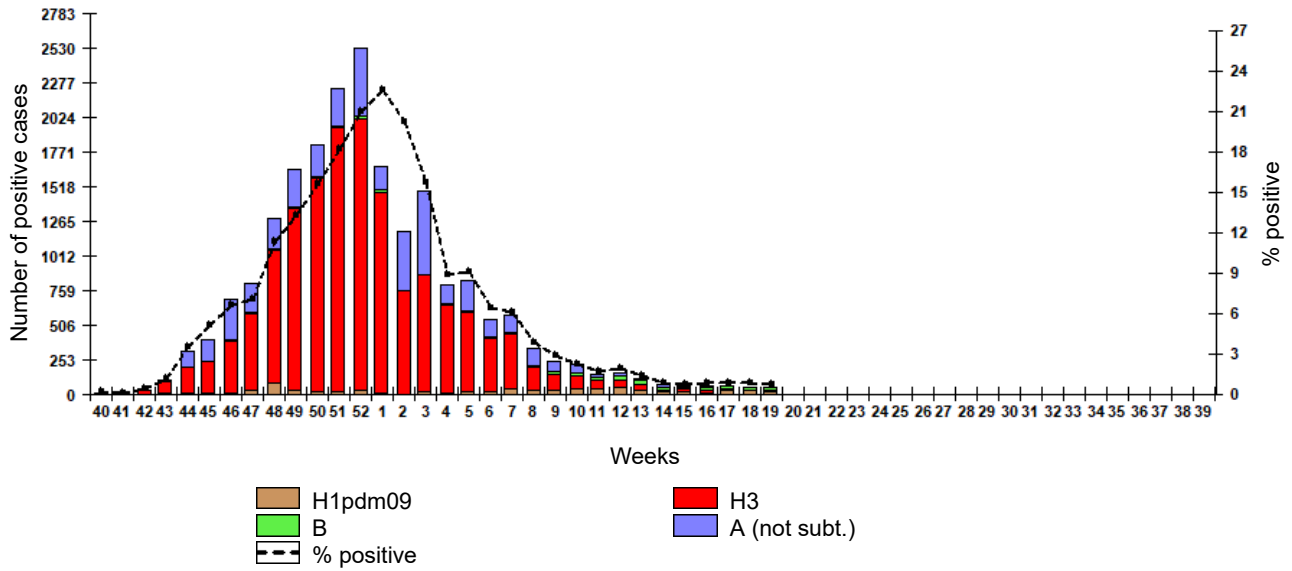
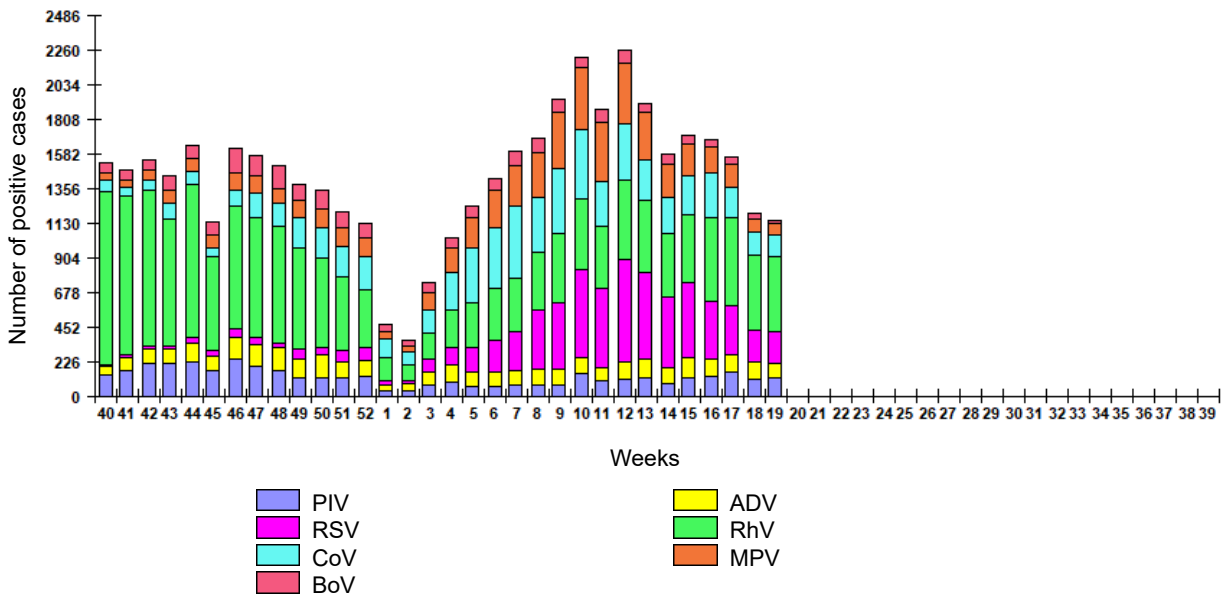


Fig. 6. Monitoring of ARVI detection by RT-PCR in Russia, season 2025/26



**ARVI detections.** The overall proportion of respiratory samples tested positive for other ARVI (PIV, ADV, RSV, RhV, CoV, MPV, BoV) was estimated **20.0%** of investigated samples by PCR.

Fig. 7. Monitoring of influenza viruses isolation in Russia, season 2025/26

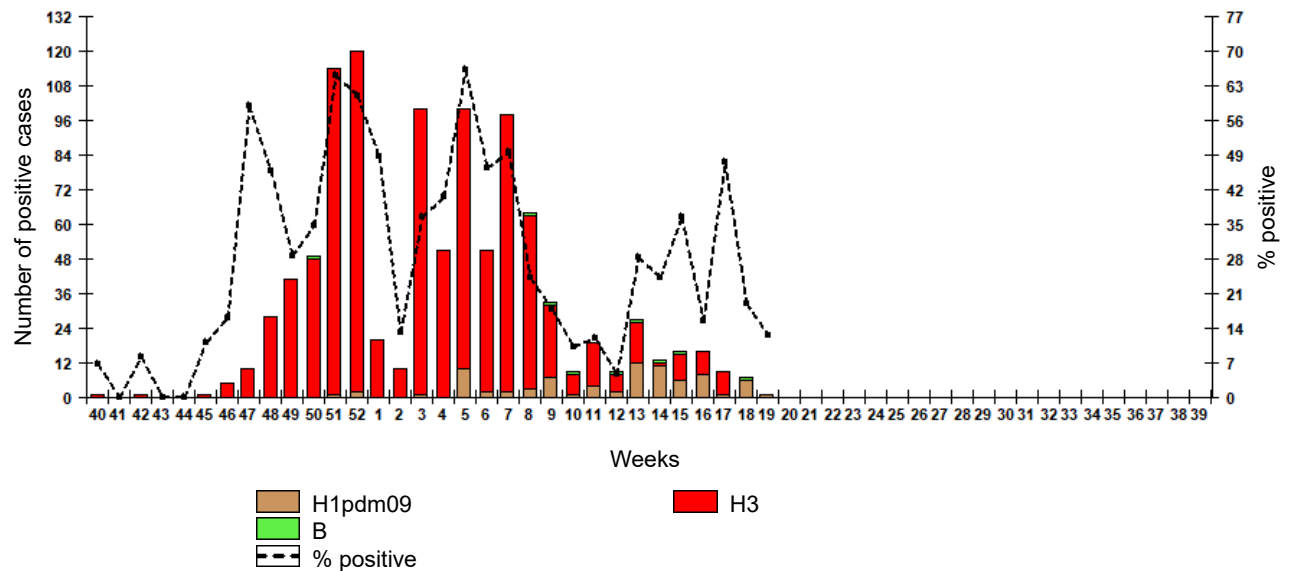


Table 1. Results of influenza and other ARVI detection by RT-PCR in Russia, week 19 of 2026

	Number of specimens / number of positive cases	% positive
<u>Influenza</u>		
Number of specimens tested for influenza	5845	-
Influenza A (not subt.)	3	0,05%
Influenza A(H1)pdm09	16	0,3%
Influenza A(H3)	7	0,1%
Influenza B	22	0,4%
All influenza	48	0,8%
<u>Other ARVI</u>		
Number of specimens tested for ARVI	5725	-
PIV	118	2,1%
ADV	94	1,6%
RSV	207	3,6%
RhV	488	8,5%
CoV	143	2,5%
MPV	71	1,2%
BoV	23	0,4%
All ARVI	1144	20,0%
<u>SARS-CoV-2 (COVID-19)</u>		
Number of specimens tested for SARS-CoV-2	8459	-
SARS-CoV-2	63	0,7%

Fig. 8. Results of PCR detections of SARS-CoV-2 in Russia



**COVID-19.** According to the data obtained by NIC in Saint-Petersburg totally 8459 clinical samples were PCR investigated in last week. Among them coronavirus SARS-CoV-2 was detected in 63 (0.7%) cases.

Table 2. Results of influenza viruses isolation in Russia, week 19 of 2026

	Number of specimens / number of viruses	% isolated viruses
Number of specimens	8	-
Influenza A(H1)pdm09	1	12,5%
Influenza A(H3)	0	0,0%
Influenza B	0	0,0%
All influenza	1	12,5%

## Sentinel influenza surveillance

Clinical samples from 10 SARI patients were investigated by rRT-PCR for influenza, among them no positive cases were recognized. Among 10 SARI samples no positive cases for coronavirus SARS-CoV-2 were recognized. Among 10 SARI samples 3 (30.0%) cases positive for ARVI were detected including: 1 case of PIV and 2 cases of RhV infection.

Clinical samples from 12 ILI/ARI patient were investigated by rRT-PCR for influenza, among them no positive cases were recognized. Among 12 ILI/ARI samples 1 (8.3%) case positive for PIV infection was detected. Among 12 ILI/ARI samples no positive cases for coronavirus SARS-CoV-2 were recognized.

Fig. 9. Monitoring of influenza viruses detection by RT-PCR among SARI patients in sentinel hospitals, season 2025/26

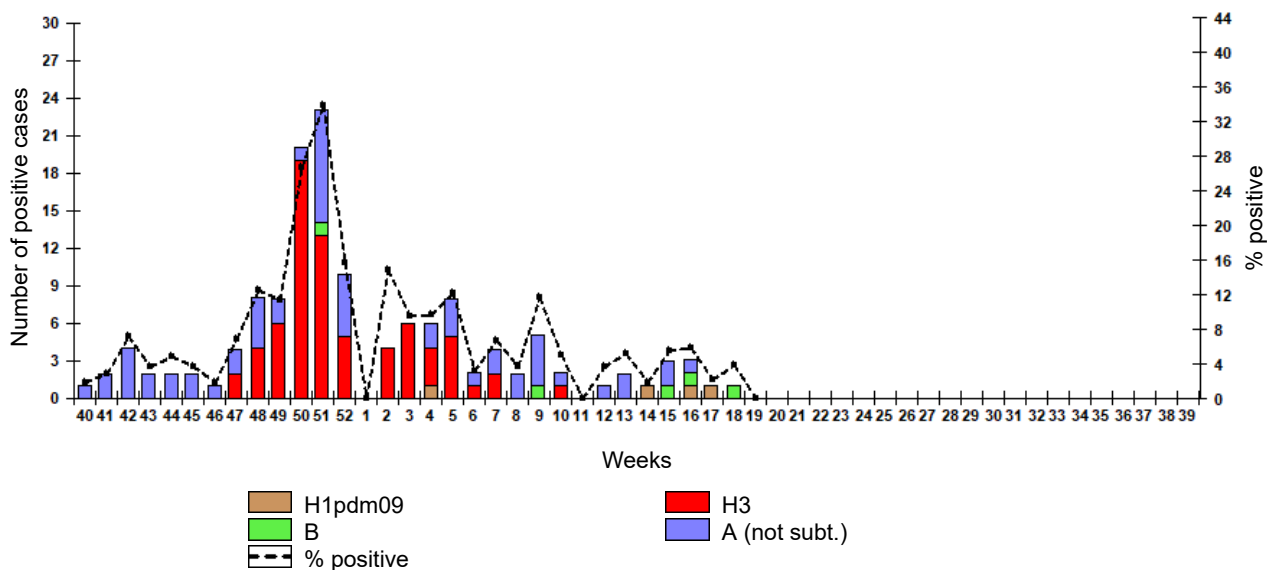


Fig. 10. Monitoring of influenza viruses detection by RT-PCR among ILI/ARI patients in sentinel polyclinics, season 2025/26

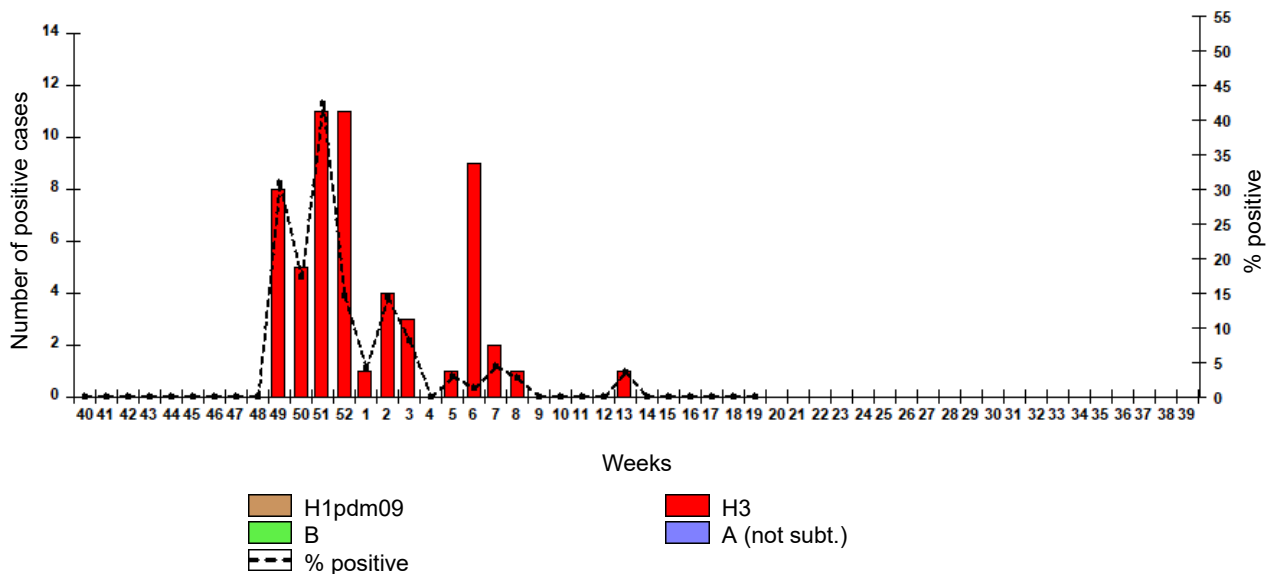


Fig. 11. Monitoring of ARVI detection by RT-PCR among SARI patients in sentinel hospitals, season 2025/26

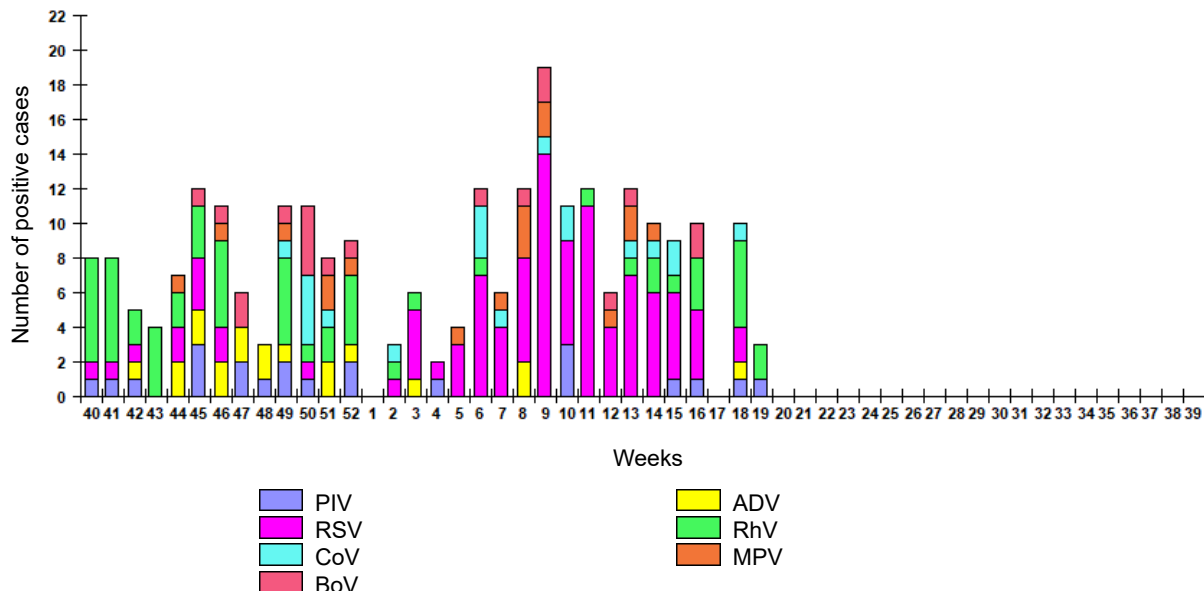
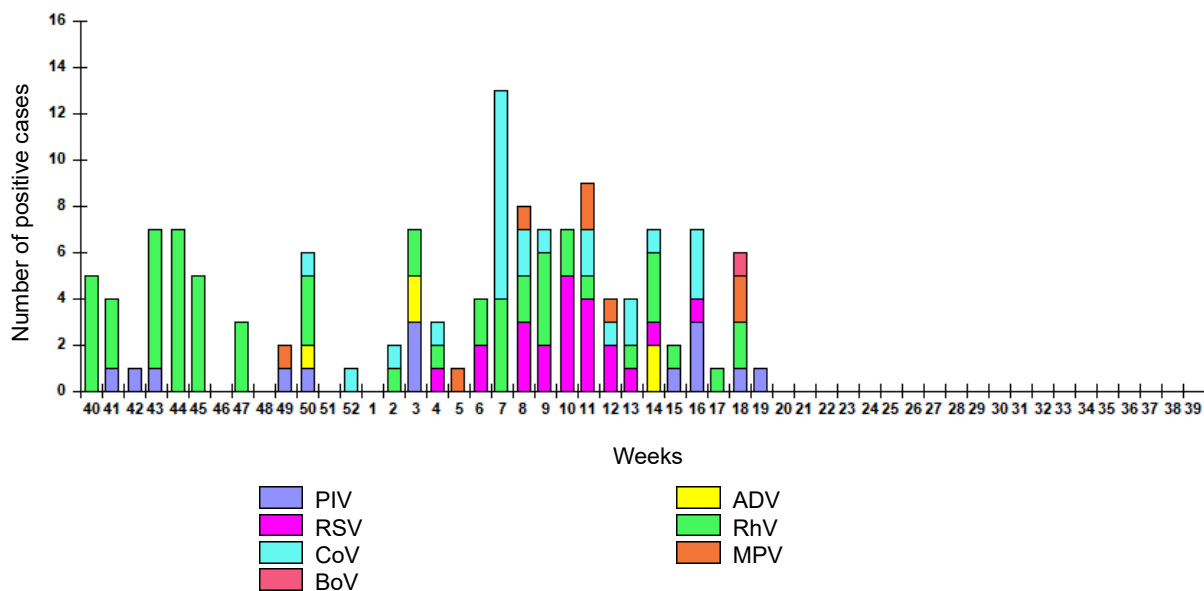


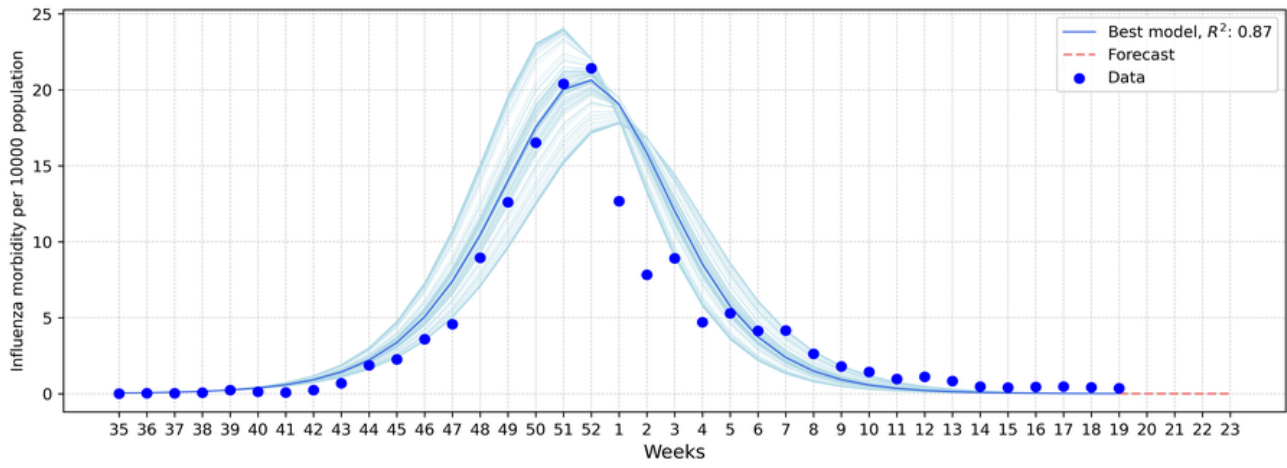
Fig. 12. Monitoring of ARVI detection by RT-PCR among ILI/ARI patients in sentinel polyclinics, season 2025/26



## Influenza morbidity forecasting

An influenza incidence forecast was performed. The forecast is based on the Baroyan–Rvachev model. Model calibration was carried out using data on registered influenza and acute respiratory infection (ARI) cases, as well as laboratory influenza diagnostics (PCR), from the beginning of the epidemic season (week 40) up to the week preceding the publication of the forecast. The data are presented with a one-calendar-week time step. Optimal parameters were identified using calibration algorithms, resulting in the construction of a model curve. The estimated parameters allow the model curve to be extended and a forecast to be generated for the next four weeks from the observation date (the week for which the bulletin is published).

Fig. 13. Results of influenza incidence modeling, season 2025/26.



In week 19 of 2026, a decrease in incidence was observed. The situation is expected to improve in the coming weeks.